



**MI Student
VOICE™**

Educator Perception Survey

Raising voices to drive school quality

2024-2025

Question: District Level



Carney-Nadeau Public Schools





Table of Contents

Opening Letter

Understanding the Survey

  Leadership Effectiveness 

  School Satisfaction 

  Belonging 

  Relationships & School Culture 

  Instructional Resources 

  Respect & Support 

  Educator Effectiveness 





We are excited to share with you the results of the *MI Student Voice Educator Perception Survey* that was recently administered in your district. The purpose of the survey is to create a holistic view of the student experience based on feedback from educators in the domains of leadership effectiveness, school satisfaction, belonging, relationships and school culture, instructional resources, respect and support, and educator effectiveness.

This final report provides a breakdown of results across your district administration selection, as well as a comprehensive aggregate report for comparison purposes.

We thank you for your partnership and shared belief that not only does student voice matter, but the voices of educators in the district as well. Students who are engaged, feel a connection and belonging in school and have social-emotional needs that are being met, is crucial to creating a supportive school culture that promotes academic success and overall wellbeing.

Our team looks forward to working with you to elevate your community's voices to support the success and well-being of students across the state.





Understanding the Survey

Domains

The MI Student Voice Educator Perception Survey consists of seven domains: Leadership Effectiveness, School Satisfaction, Belonging, Relationships & School Culture, Instructional Resources, Respect & Support, and Educator Effectiveness.

The Domain-level report shows an overview of domain responses while the Question-level report breaks down each domain into their individual questions.

Scale

Educators answered questions using two different scales: Frequency Scale and Perception Scale.

A frequency scale measures the rate at which something occurs. The five-point scale is associated with a numerical value in order to find the average response to each question and domain. The higher the average, the better the educator experience.

- | | | |
|------------------|-------------------|---------------|
| (1) Almost Never | (2) Rarely | (3) Sometimes |
| (4) Often | (5) Almost Always | |

A perception scale measures how an educator feels about a subject. The five-point scale is associated with a numerical value in order to find the average response to each question and domain. The higher the average, the better the educator experience.

- | | | |
|----------------|---------------|--------------|
| (1) Not At All | (2) Slightly | (3) Somewhat |
| (4) Quite | (5) Extremely | |





Next to each bar chart are several key insights.

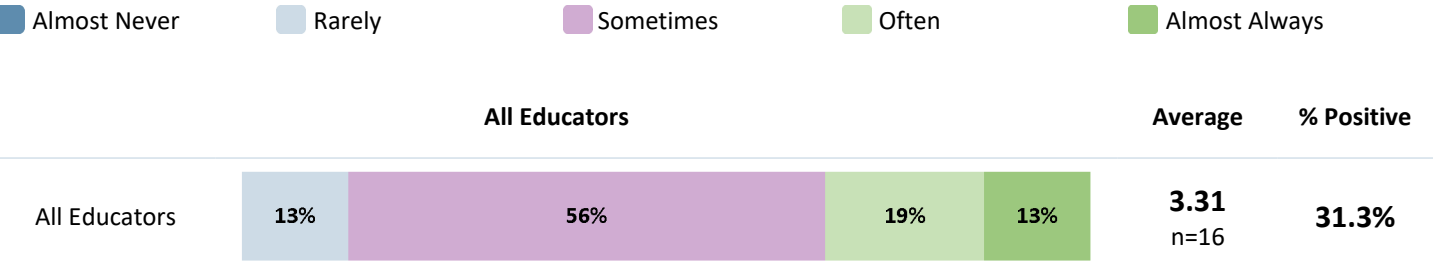
- **Average:** The mean of responses for the school/district is calculated by adding all educator responses for the question/domain and dividing by the total number of respondents (n).
- **% Positive:** The percent of positive responses (any educator who answered 4 or 5) are added together.





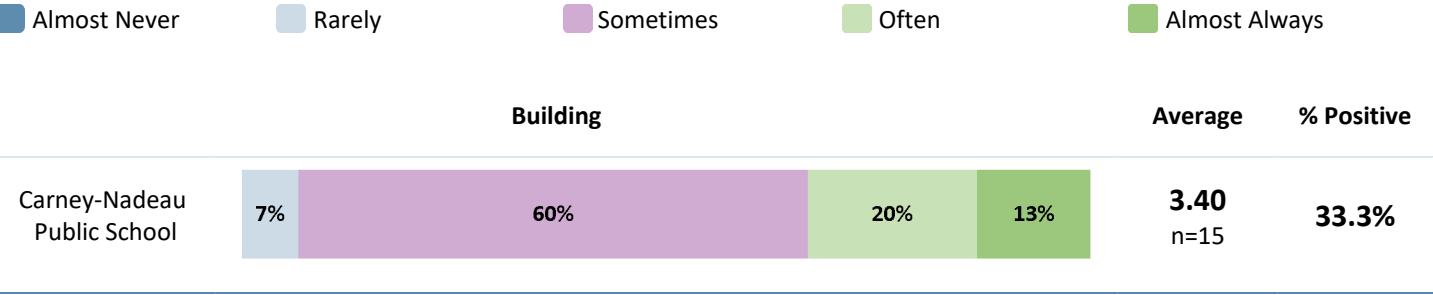
Is your school leadership effective in handling student discipline and behavioral problems?

Leadership Effectiveness



Is your school leadership effective in handling student discipline and behavioral problems?

Leadership Effectiveness





How respectful is your school's leadership towards you?

Leadership Effectiveness

Not At All Slightly Somewhat Quite Extremely

All Educators				Average	% Positive
All Educators	13%	31%	56%	4.44 n=16	87.5%

How respectful is your school's leadership towards you?

Leadership Effectiveness

Not At All Slightly Somewhat Quite Extremely

Building				Average	% Positive
Carney-Nadeau Public School	7%	33%	60%	4.53 n=15	93.3%

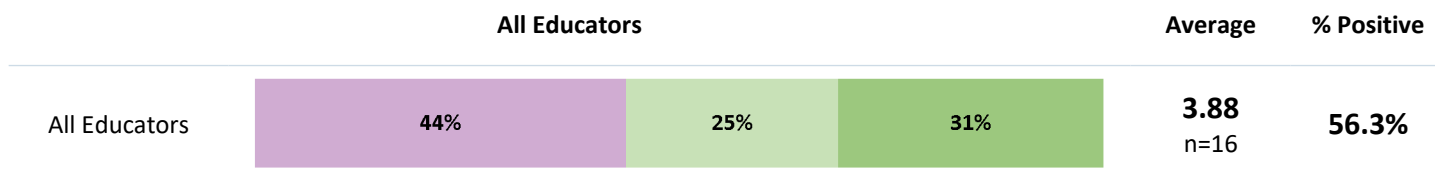




Does the influence of your school leadership have a positive impact on the quality of your work?

Leadership Effectiveness

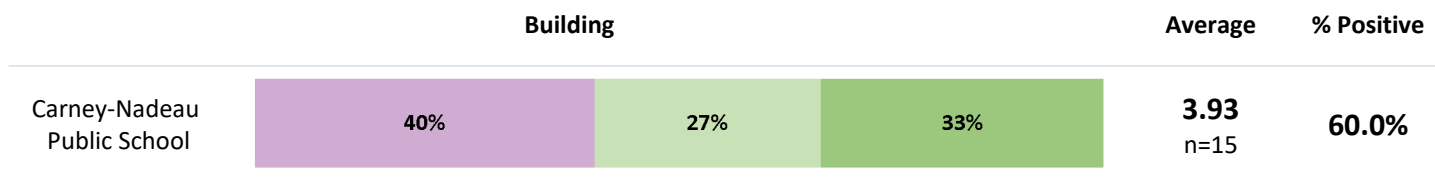
Almost Never Rarely Sometimes Often Almost Always



Does the influence of your school leadership have a positive impact on the quality of your work?

Leadership Effectiveness

Almost Never Rarely Sometimes Often Almost Always





Do you feel like the culture of your school supports collaboration between colleagues?

Leadership Effectiveness

Not At All Slightly Somewhat Quite Extremely

All Educators					Average	% Positive
All Educators	13%	31%	31%	25%	3.69 n=16	56.3%

Do you feel like the culture of your school supports collaboration between colleagues?

Leadership Effectiveness

Not At All Slightly Somewhat Quite Extremely

Building					Average	% Positive
Carney-Nadeau Public School	7%	33%	33%	27%	3.80 n=15	60.0%

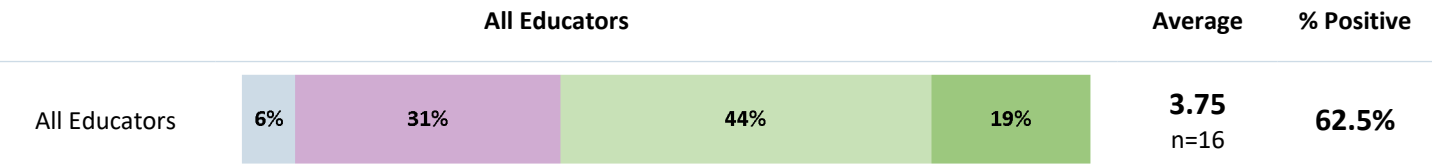




Does your school leadership offer specific professional learning opportunities that are tailored to your needs?

Leadership Effectiveness

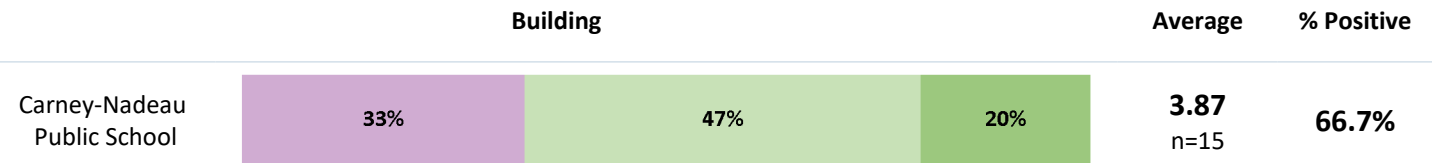
Almost Never Rarely Sometimes Often Almost Always



Does your school leadership offer specific professional learning opportunities that are tailored to your needs?

Leadership Effectiveness

Almost Never Rarely Sometimes Often Almost Always





How comfortable do teachers or staff feel in raising issues and concerns that are important to them with school leadership?

Leadership Effectiveness

Not At All Slightly Somewhat Quite Extremely

All Educators					Average	% Positive
All Educators	13%	19%	38%	31%	3.88 n=16	68.8%

How comfortable do teachers or staff feel in raising issues and concerns that are important to them with school leadership?

Leadership Effectiveness

Not At All Slightly Somewhat Quite Extremely

Building					Average	% Positive
Carney-Nadeau Public School	7%	20%	40%	33%	4.00 n=15	73.3%






Do you have opportunities to contribute to the development of goals in your school?

Leadership Effectiveness


Almost Never Rarely Sometimes Often Almost Always



Do you have opportunities to contribute to the development of goals in your school?

Leadership Effectiveness

Almost Never Rarely Sometimes Often Almost Always





Does your school leadership give feedback on your work?

Leadership Effectiveness

Almost Never Rarely Sometimes Often Almost Always

All Educators				Average	% Positive
All Educators	13%	44%	44%	4.31 n=16	87.5%

Does your school leadership give feedback on your work?

Leadership Effectiveness

Almost Never Rarely Sometimes Often Almost Always

Building			Average	% Positive
Carney-Nadeau Public School	<div><div>7%</div><div>47%</div><div>47%</div></div>		4.40 n=15	93.3%

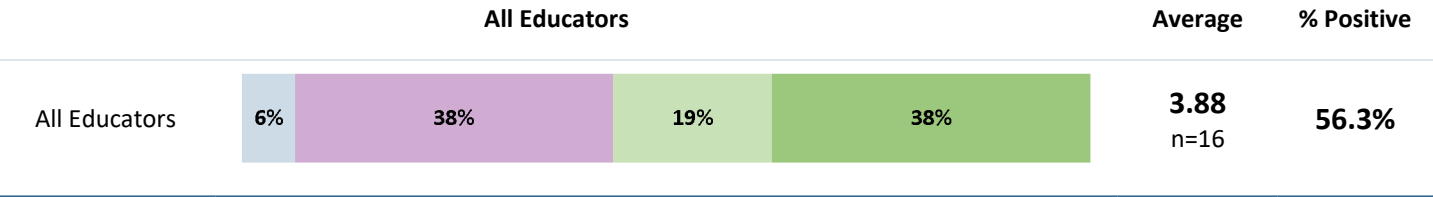




Is your school leadership supportive when you face challenges at work?

Leadership Effectiveness

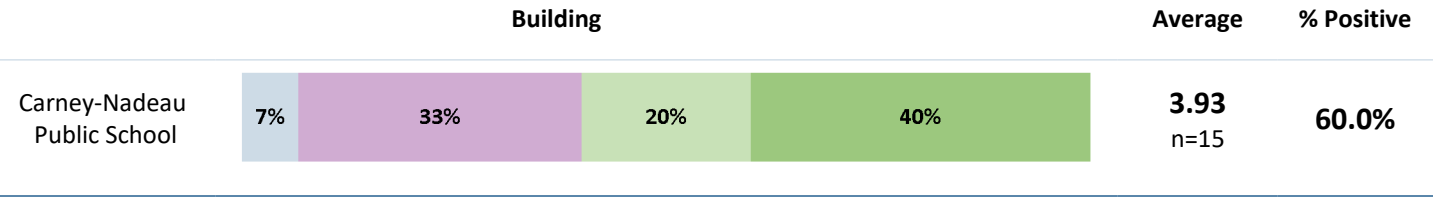
Almost Never Rarely Sometimes Often Almost Always



Is your school leadership supportive when you face challenges at work?

Leadership Effectiveness

Almost Never Rarely Sometimes Often Almost Always





Do your school leaders understand you as a person?

Leadership Effectiveness

Not At All Slightly Somewhat Quite Extremely

All Educators					Average	% Positive
All Educators	6%	13%	63%	19%	3.94 n=16	81.3%

Do your school leaders understand you as a person?

Leadership Effectiveness

Not At All Slightly Somewhat Quite Extremely

Building					Average	% Positive
Carney-Nadeau Public School	7%	13%	60%	20%	3.93 n=15	80.0%

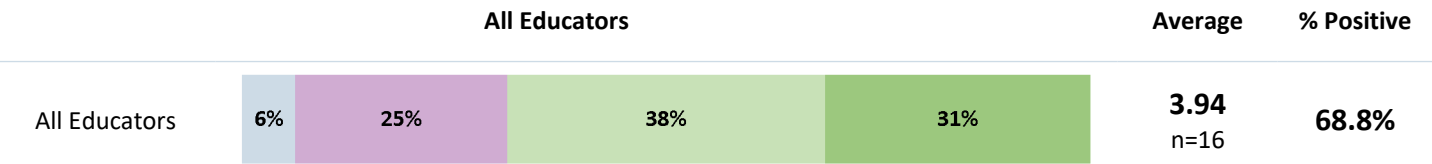




Does your school feel like a learning community where ideas and suggestions for improvement are encouraged?

Leadership Effectiveness


Almost Never Rarely Sometimes Often Almost Always



Does your school feel like a learning community where ideas and suggestions for improvement are encouraged?

Leadership Effectiveness

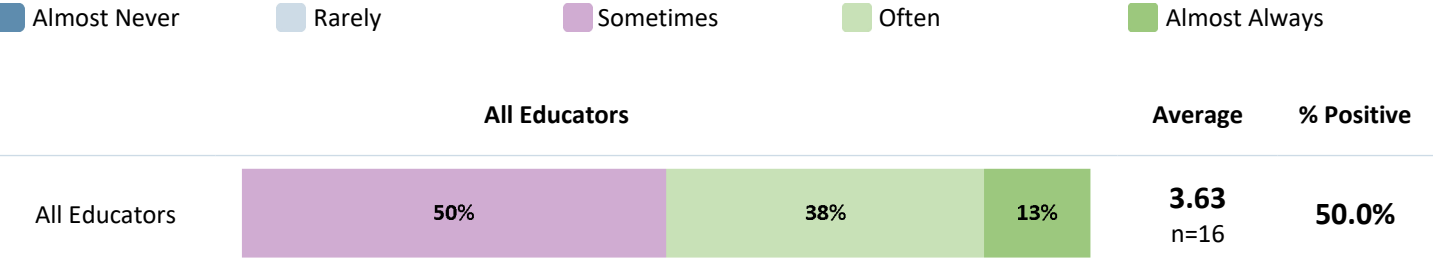
Almost Never Rarely Sometimes Often Almost Always





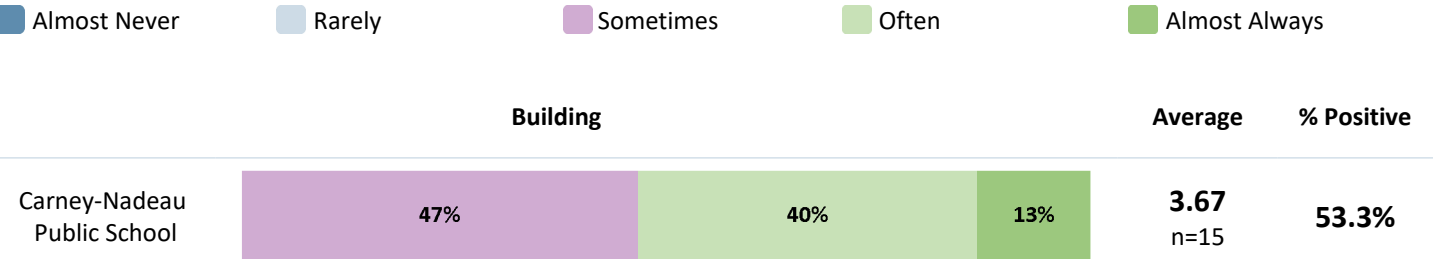
Is your school leadership clear with their communication about expectations for teachers and staff?

Leadership Effectiveness



Is your school leadership clear with their communication about expectations for teachers and staff?

Leadership Effectiveness

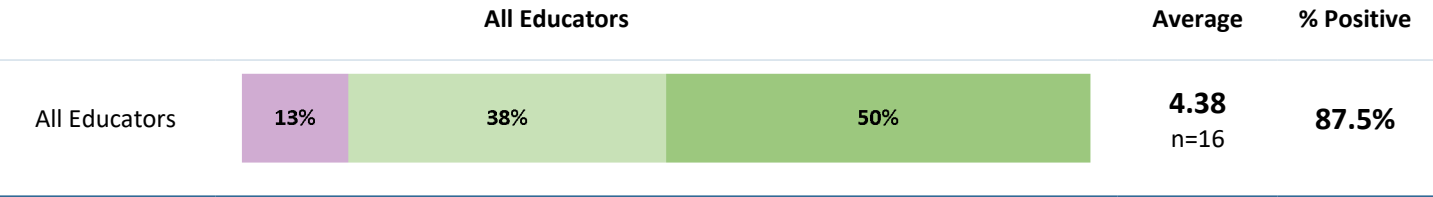




Does your school leadership act in the best interest of the school most of the time?

Leadership Effectiveness


Almost Never Rarely Sometimes Often Almost Always



Does your school leadership act in the best interest of the school most of the time?

Leadership Effectiveness

Almost Never Rarely Sometimes Often Almost Always





Do you feel like your school's leadership values a positive environment for students, teachers, or staff?

Leadership Effectiveness

Not At All Slightly Somewhat Quite Extremely

All Educators					Average	% Positive
All Educators	6%	13%	44%	38%	4.13 n=16	81.3%

Do you feel like your school's leadership values a positive environment for students, teachers, or staff?

Leadership Effectiveness

Not At All Slightly Somewhat Quite Extremely

Building					Average	% Positive
Carney-Nadeau Public School	7%	7%	47%	40%	4.20 n=15	86.7%





Does your job matter to you?

School Satisfaction

Not At All Slightly Somewhat Quite Extremely

All Educators		Average	% Positive
All Educators	<div><div>31%</div><div>69%</div></div>	4.69 n=16	100.0%

Does your job matter to you?

School Satisfaction

Not At All Slightly Somewhat Quite Extremely

Building		Average	% Positive
Carney-Nadeau Public School	<div><div>27%</div><div>73%</div></div>	4.73 n=15	100.0%





How confident do you feel that students are safe in your school?

School Satisfaction

Not At All Slightly Somewhat Quite Extremely

All Educators				Average	% Positive
All Educators	13%	31%	56%	4.44 n=16	87.5%

How confident do you feel that students are safe in your school?

School Satisfaction

Not At All Slightly Somewhat Quite Extremely

Building				Average	% Positive
Carney-Nadeau Public School	7%	33%	60%	4.53 n=15	93.3%





How likely are you to recommend this school to parents seeking a place for their child?

School Satisfaction

Not At All Slightly Somewhat Quite Extremely

All Educators				Average	% Positive
All Educators	6%	25%	69%	4.50 n=16	93.8%

How likely are you to recommend this school to parents seeking a place for their child?

School Satisfaction

Not At All Slightly Somewhat Quite Extremely

Building			Average	% Positive
Carney-Nadeau Public School	27%	73%	4.73 n=15	100.0%






Do you feel connected to the students at your school?

School Satisfaction

Not At All Slightly Somewhat Quite Extremely



Do you feel connected to the students at your school?

School Satisfaction

Not At All Slightly Somewhat Quite Extremely





How enthusiastic do you feel about being at school on most days?

School Satisfaction

Not At All Slightly Somewhat Quite Extremely

All Educators			Average	% Positive	
All Educators	38%	25%	38%	4.00 n=16	62.5%

How enthusiastic do you feel about being at school on most days?

School Satisfaction

Not At All Slightly Somewhat Quite Extremely

Building				Average	% Positive
Carney-Nadeau Public School	33%	27%	40%	4.07 n=15	66.7%





How likely are you to return to this school next year?

School Satisfaction

Not At All Slightly Somewhat Quite Extremely

All Educators				Average	% Positive
All Educators	6%	19%	75%	4.69 n=16	93.8%

How likely are you to return to this school next year?

School Satisfaction

Not At All Slightly Somewhat Quite Extremely

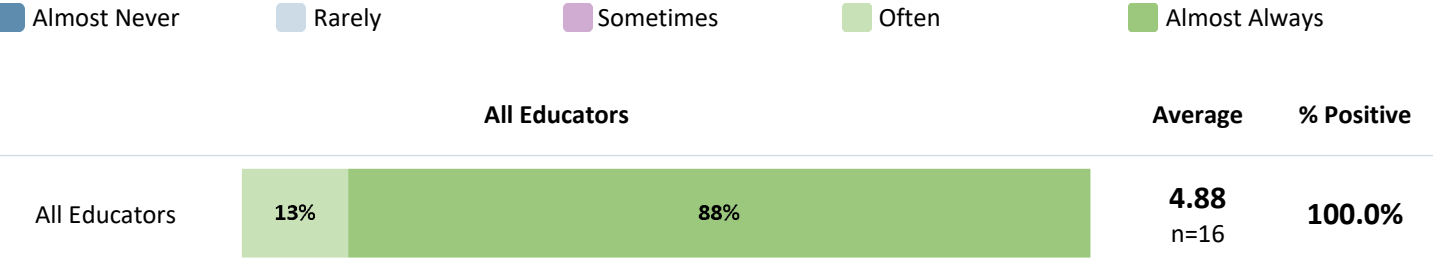
Building				Average	% Positive
Carney-Nadeau Public School	20%	80%		4.80 n=15	100.0%





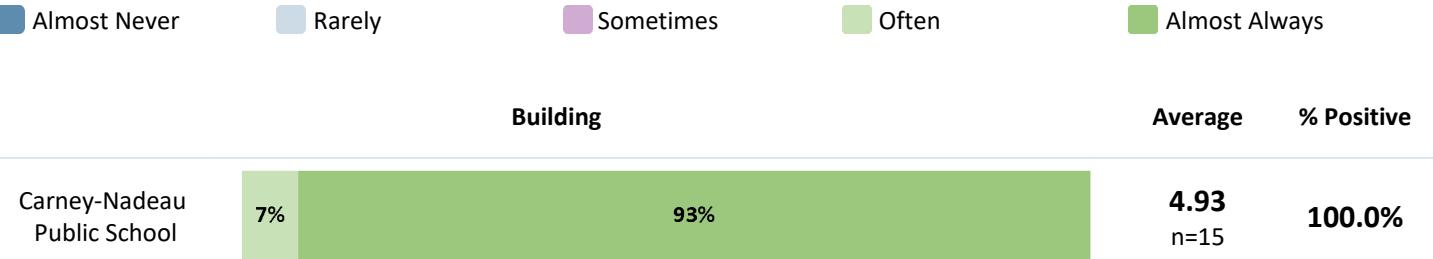
Do adults treat people from all cultures, backgrounds, races/ethnicities, religions, abilities, etc. in your school with respect?

Belonging



Do adults treat people from all cultures, backgrounds, races/ethnicities, religions, abilities, etc. in your school with respect?

Belonging





How confident are you that students at your school can have open and honest conversations with one another about different cultures, backgrounds, races/ethnicities, religions, abilities, etc.?

Belonging

Not At All Slightly Somewhat Quite Extremely

All Educators					Average	% Positive
All Educators	6%	19%	38%	38%	4.06 n=16	75.0%

How confident are you that students at your school can have open and honest conversations with one another about different cultures, backgrounds, races/ethnicities, religions, abilities, etc.?

Belonging

Not At All Slightly Somewhat Quite Extremely

Building					Average	% Positive
Carney-Nadeau Public School		20%	40%	40%	4.20 n=15	80.0%





Do you feel that you are well prepared to teach or work with students from all cultures, backgrounds, races/ethnicities, religions, abilities, etc.?

Belonging

Not At All Slightly Somewhat Quite Extremely

All Educators			Average	% Positive
All Educators	31%	19%	4.19 n=16	68.8%

Do you feel that you are well prepared to teach or work with students from all cultures, backgrounds, races/ethnicities, religions, abilities, etc.?

Belonging

Not At All Slightly Somewhat Quite Extremely

Building			Average	% Positive
Carney-Nadeau Public School	33%	20%	4.13 n=15	66.7%






Is your school a place where all students are able to try and do their best?

Belonging

Not At All Slightly Somewhat Quite Extremely



Is your school a place where all students are able to try and do their best?

Belonging

Not At All Slightly Somewhat Quite Extremely

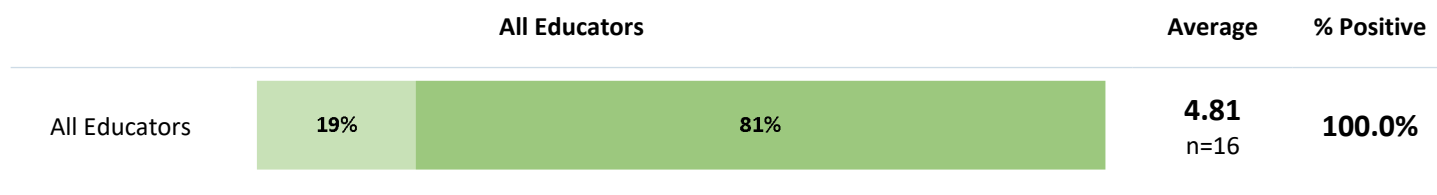




Do students from all cultures, backgrounds, races/ethnicities, religions, abilities, etc. have the same opportunities to do well in your school?

Belonging


Almost Never Rarely Sometimes Often Almost Always



Do students from all cultures, backgrounds, races/ethnicities, religions, abilities, etc. have the same opportunities to do well in your school?

Belonging

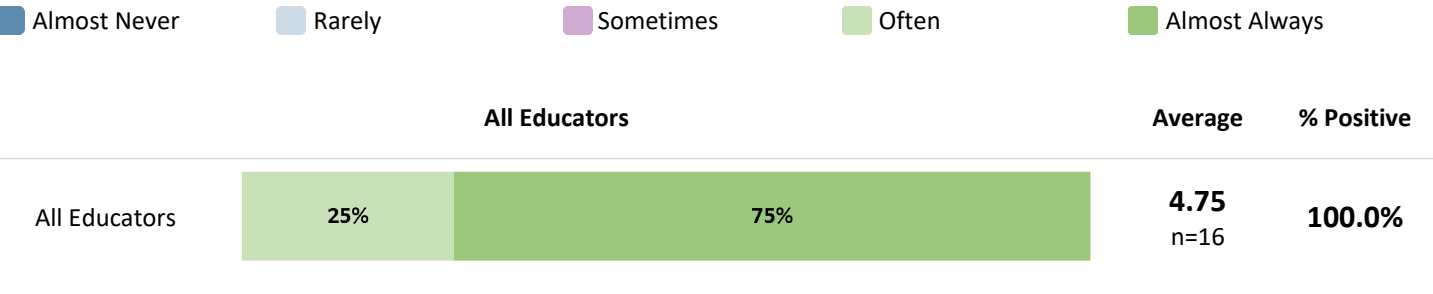
Almost Never Rarely Sometimes Often Almost Always





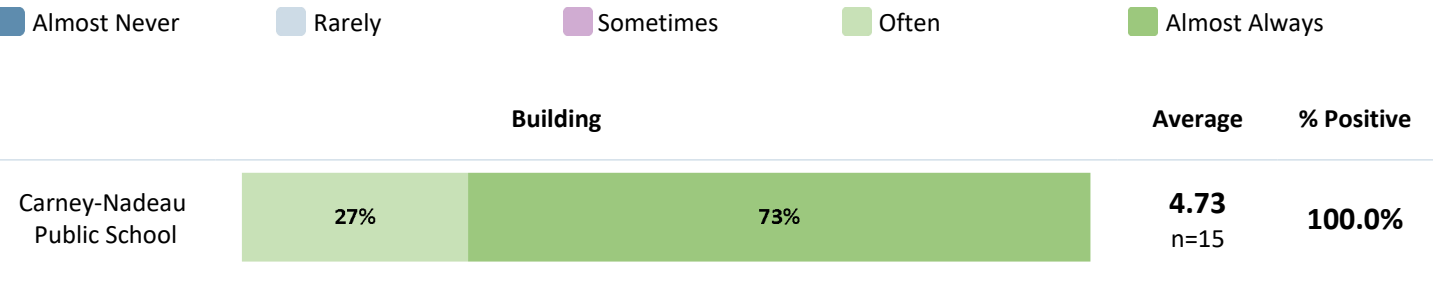
Do you provide experiences to students from all cultures, backgrounds, races/ethnicities, religions, abilities, etc. to help them be successful in your school?

Belonging



Do you provide experiences to students from all cultures, backgrounds, races/ethnicities, religions, abilities, etc. to help them be successful in your school?

Belonging





Do you believe that students from all cultures, backgrounds, races/ethnicities, religions, abilities, etc. are welcomed and included at this school?

Belonging


Not At All Slightly Somewhat Quite Extremely



Do you believe that students from all cultures, backgrounds, races/ethnicities, religions, abilities, etc. are welcomed and included at this school?

Belonging

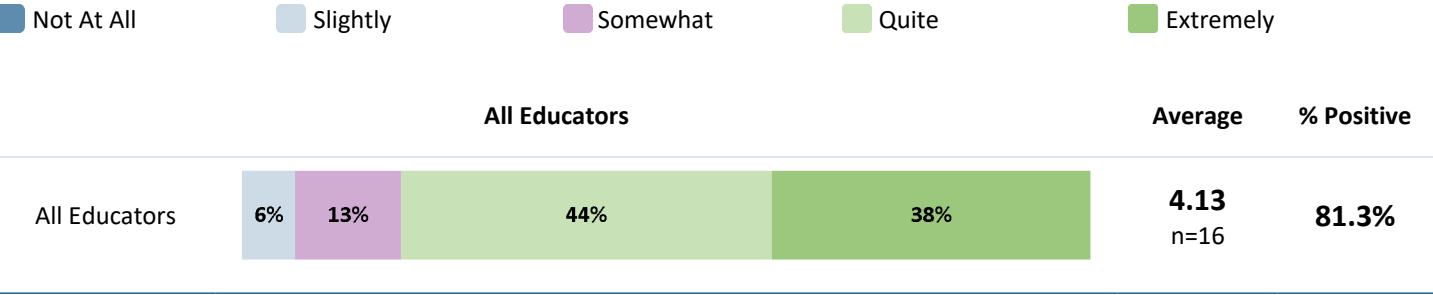
Not At All Slightly Somewhat Quite Extremely





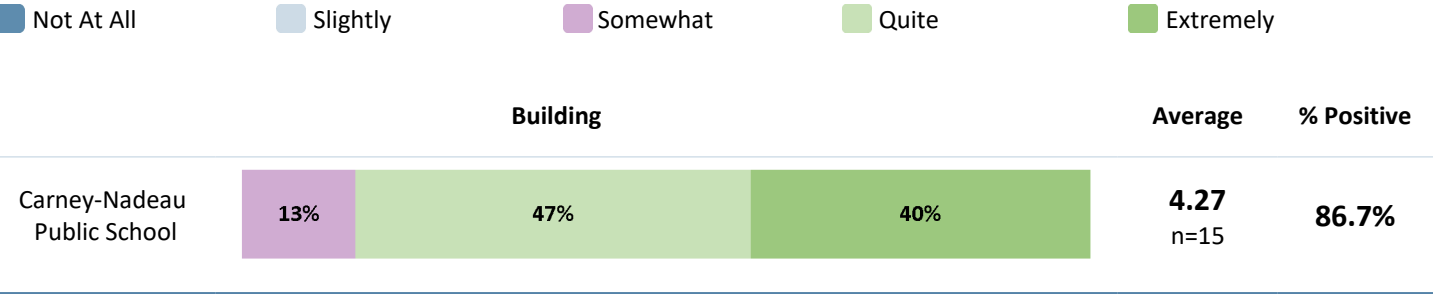
How well does your school prepare students to be open and respectful of diverse perspectives from different cultures, backgrounds, races/ethnicities, religions, abilities, etc.?

Belonging



How well does your school prepare students to be open and respectful of diverse perspectives from different cultures, backgrounds, races/ethnicities, religions, abilities, etc.?

Belonging






Do you believe that the school's resources are distributed fairly to meet the varied needs of students, including those from all types of backgrounds?

Belonging


Not At All Slightly Somewhat Quite Extremely



Do you believe that the school's resources are distributed fairly to meet the varied needs of students, including those from all types of backgrounds?

Belonging

Not At All Slightly Somewhat Quite Extremely

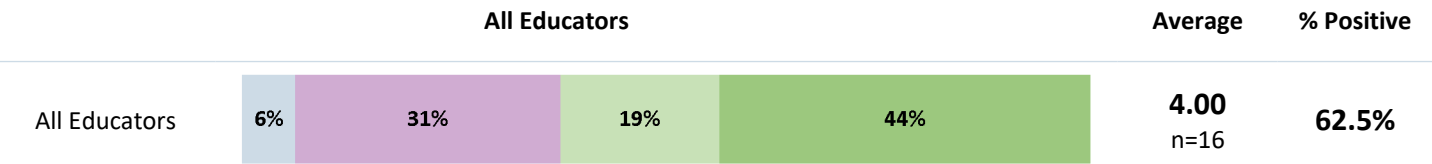




Do students treat people from all cultures, backgrounds, races/ethnicities, religions, abilities, etc. in your school with respect?

Belonging


Almost Never Rarely Sometimes Often Almost Always



Do students treat people from all cultures, backgrounds, races/ethnicities, religions, abilities, etc. in your school with respect?

Belonging

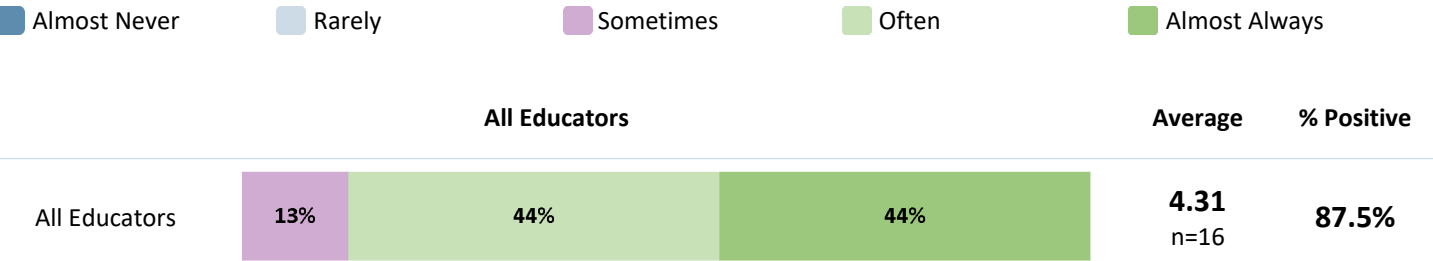
Almost Never Rarely Sometimes Often Almost Always





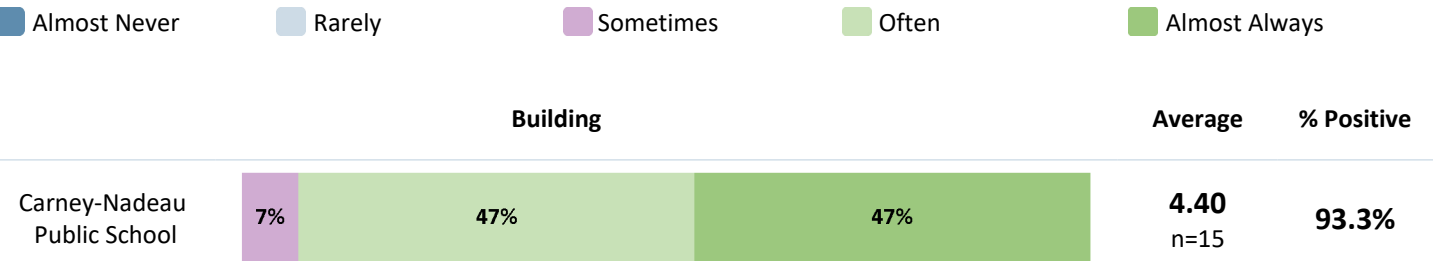
Do other adults in your school respect your point of view, even when they disagree with you?

Relationships & School Culture



Do other adults in your school respect your point of view, even when they disagree with you?

Relationships & School Culture





Do you feel that there is an atmosphere of trust and mutual respect among adults within your school?

Relationships & School Culture

Not At All Slightly Somewhat Quite Extremely

All Educators				Average	% Positive
All Educators	25%	50%	25%	4.00 n=16	75.0%

Do you feel that there is an atmosphere of trust and mutual respect among adults within your school?

Relationships & School Culture

Not At All Slightly Somewhat Quite Extremely

Building				Average	% Positive
Carney-Nadeau Public School	20%	53%	27%	4.07 n=15	80.0%

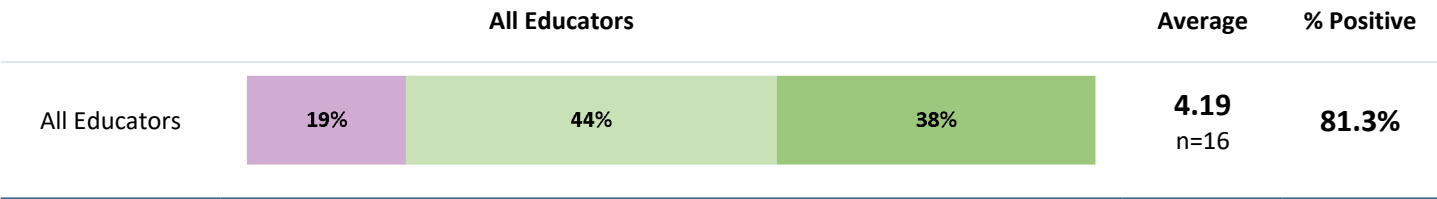




Do you feel connected to your colleagues at school?

Relationships & School Culture

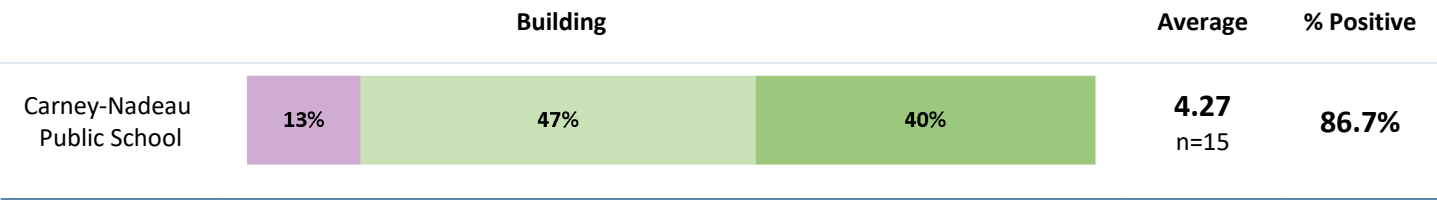
Not At All Slightly Somewhat Quite Extremely



Do you feel connected to your colleagues at school?

Relationships & School Culture

Not At All Slightly Somewhat Quite Extremely

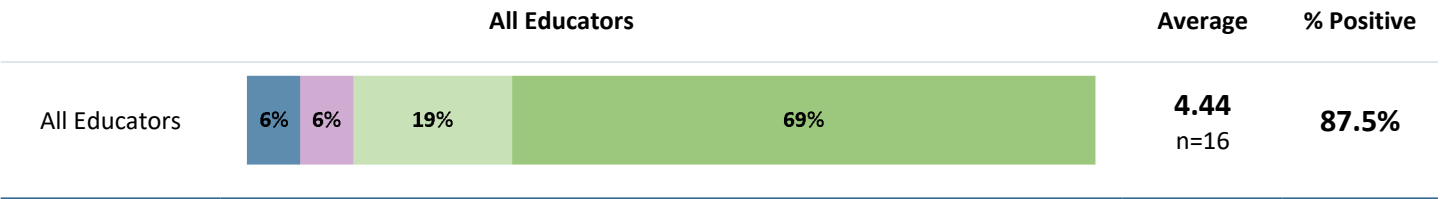




Do you feel like you belong at your school?

Relationships & School Culture

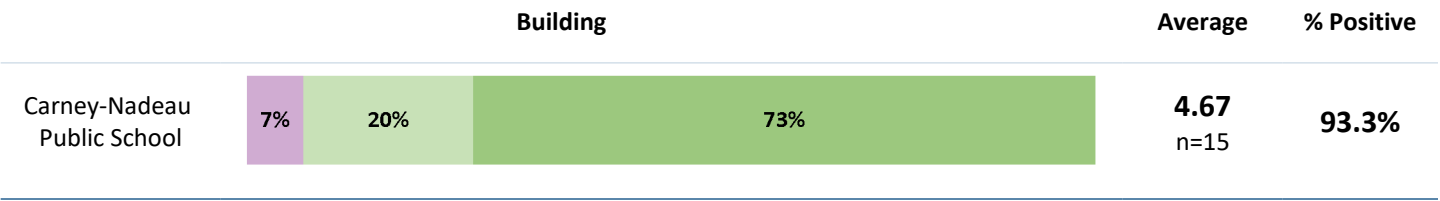
Not At All Slightly Somewhat Quite Extremely



Do you feel like you belong at your school?

Relationships & School Culture

Not At All Slightly Somewhat Quite Extremely






Do you get along well with other staff members at your school?

Relationships & School Culture


Almost Never Rarely Sometimes Often Almost Always



Do you get along well with other staff members at your school?

Relationships & School Culture

Almost Never Rarely Sometimes Often Almost Always

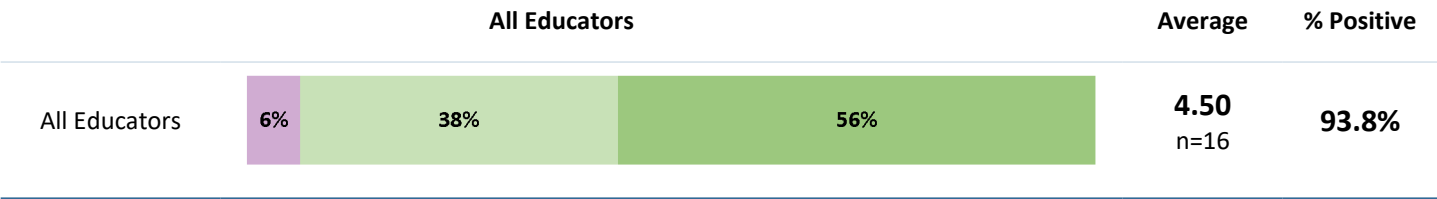




How respectful are your colleagues towards you?

Relationships & School Culture


Not At All Slightly Somewhat Quite Extremely



How respectful are your colleagues towards you?

Relationships & School Culture

Not At All Slightly Somewhat Quite Extremely






Does your school have high quality instructional resources to support your students' learning?

Instructional Resources


Almost Never Rarely Sometimes Often Almost Always



Does your school have high quality instructional resources to support your students' learning?

Instructional Resources

Almost Never Rarely Sometimes Often Almost Always






Do you feel like the school's current instructional resources support your students' growth?

Instructional Resources


Not At All Slightly Somewhat Quite Extremely



Do you feel like the school's current instructional resources support your students' growth?

Instructional Resources

Not At All Slightly Somewhat Quite Extremely






Does your school have enough instructional resources to support your students' learning?

Instructional Resources


Almost Never Rarely Sometimes Often Almost Always



Does your school have enough instructional resources to support your students' learning?

Instructional Resources

Almost Never Rarely Sometimes Often Almost Always





How respectful are the parents/guardians towards you?

Respect & Support

Not At All Slightly Somewhat Quite Extremely

All Educators				Average	% Positive
All Educators	13%	63%	25%	4.13 n=16	87.5%

How respectful are the parents/guardians towards you?

Respect & Support

Not At All Slightly Somewhat Quite Extremely

Building				Average	% Positive
Carney-Nadeau Public School	13%	60%	27%	4.13 n=15	86.7%

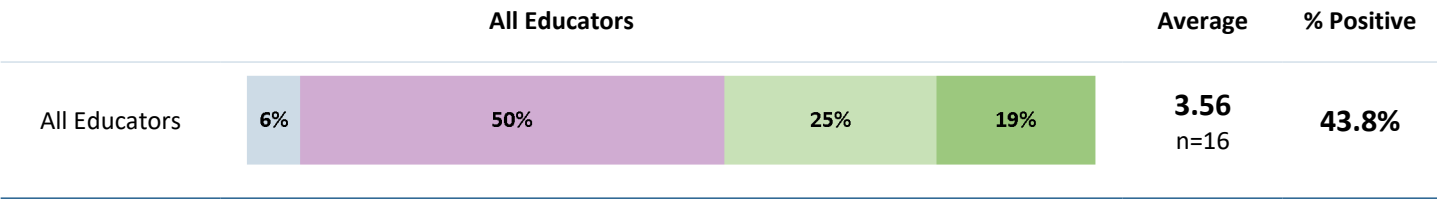




How supportive are parents/guardians towards their children's learning?

Respect & Support

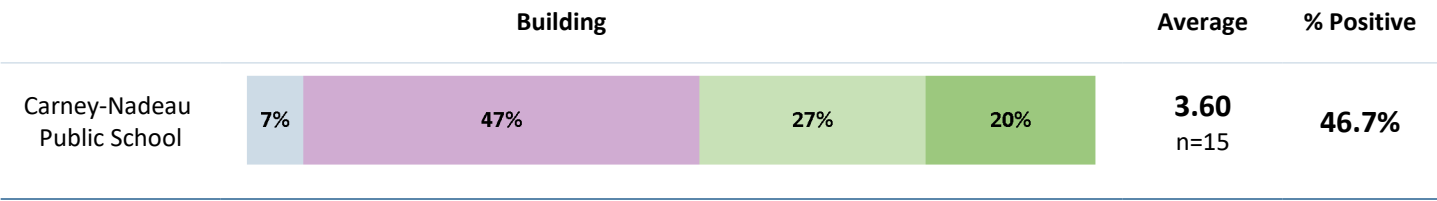
Not At All Slightly Somewhat Quite Extremely



How supportive are parents/guardians towards their children's learning?

Respect & Support

Not At All Slightly Somewhat Quite Extremely





How respectful are your students towards you?

Respect & Support

Not At All Slightly Somewhat Quite Extremely

All Educators				Average	% Positive
All Educators	25%	44%	31%	4.06 n=16	75.0%

How respectful are your students towards you?

Respect & Support

Not At All Slightly Somewhat Quite Extremely

Building				Average	% Positive
Carney-Nadeau Public School	20%	47%	33%	4.13 n=15	80.0%





How effective do you think you are at engaging with students who are less motivated to learn?

Educator Effectiveness

Not At All Slightly Somewhat Quite Extremely

	All Educators				Average	% Positive
All Educators	19%	19%	38%	25%	3.69 n=16	62.5%

How effective do you think you are at engaging with students who are less motivated to learn?

Educator Effectiveness

Not At All Slightly Somewhat Quite Extremely

	Building				Average	% Positive
Carney-Nadeau Public School	13%	20%	40%	27%	3.80 n=15	66.7%





How comfortable are you with helping the most academically challenged students learn?

Educator Effectiveness

Not At All Slightly Somewhat Quite Extremely

All Educators					Average	% Positive
All Educators	13%	25%	38%	25%	3.75 n=16	62.5%

How comfortable are you with helping the most academically challenged students learn?

Educator Effectiveness

Not At All Slightly Somewhat Quite Extremely

Building					Average	% Positive
Carney-Nadeau Public School	13%	27%	33%	27%	3.73 n=15	60.0%





How effective do you think you are at managing disruptive students?

Educator Effectiveness

Not At All Slightly Somewhat Quite Extremely

All Educators				Average	% Positive
All Educators	<div><div>50%</div><div>19%</div><div>31%</div></div>			3.81 n=16	50.0%

How effective do you think you are at managing disruptive students?

Educator Effectiveness

Not At All Slightly Somewhat Quite Extremely

Building				Average	% Positive
Carney-Nadeau Public School	47%	20%	33%	3.87 n=15	53.3%





MI Student VOICE

2024-2025

Visit our Website



MIStudentVoice.org

