



Parent/Guardian Perception Survey

Raising voices to drive school quality

2023-2024

School Level



Phoenix Alternative High
School





Table of Contents

Opening Letter

Understanding the Survey

  **Interpersonal Relationships** 

  **Parent Involvement & Support** 

  **Parental Satisfaction** 

  **School Climate** 

  **Belonging** 





We are excited to share with you the results of the MI Parent/Guardian Perception Survey that was recently administered in your district. The purpose of the survey is to create a holistic view of the student experience based on feedback from parents and guardians in the domains of interpersonal relationships, parent/guardian involvement and support, parent/guardian satisfaction, school climate, and belonging.

This final report provides a breakdown of results across your district administration selection, as well as a comprehensive aggregate report for comparison purposes.

We thank you for your partnership and shared belief that not only does student voice matter, but the voices of parents in the community as well. Students who are engaged, feel a connection and belonging in school and have social-emotional needs that are being met, is crucial to creating a supportive school culture that promotes academic success and overall well-being.

Our team looks forward to working with you to elevate your community's voices to support the success and well-being of students across the state.

This work is supported by the Michigan Health Endowment Fund which works to improve the health and wellness of Michigan residents, and reduce the cost of healthcare with a special focus on children and seniors. You can find more information about the Health Fund at mihealthfund.org.





Understanding the Survey

Domains

The pilot MI Student Voice: Parent/Guardian Perception Survey consists of five domains: Interpersonal Relationships, Parent/Guardian Involvement and Support, Parent/Guardian Satisfaction, School Climate, and Belonging.

The Domain-level report shows an overview of domain responses categorized by gender identity, race/ethnicity, education level, and the child's grade.

The Question-level report breaks down each domain into their individual questions. Responses are then categorized by gender identity, race/ethnicity, education level, and the child's grade.

Scale

Parents/Guardians answered questions using two different scales: Frequency Scale and Perception Scale.

A frequency scale measures the rate at which something occurs. The five-point scale is associated with a numerical value in order to find the average response to each question and domain. The higher the average, the better the student experience.

- | | | |
|------------------|-------------------|---------------|
| (1) Almost Never | (2) Rarely | (3) Sometimes |
| (4) Often | (5) Almost Always | |

A perception scale measures how a student feels about a subject. The five-point scale is associated with a numerical value in order to find the average response to each question and domain. The higher the average, the better the student experience.

- | | | |
|----------------|---------------|--------------|
| (1) Not At All | (2) Slightly | (3) Somewhat |
| (4) Quite | (5) Extremely | |





Next to each bar chart are several key insights.

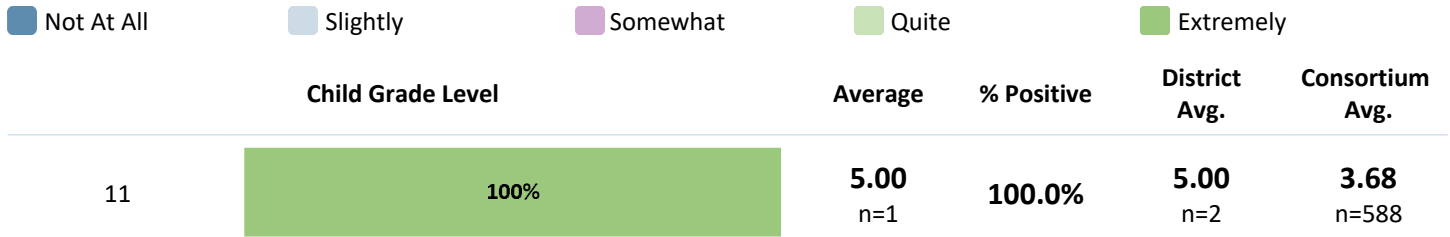
- **Average:** The mean of responses for the school/district is calculated by adding all student responses for the question/domain and dividing by the total number of respondents (n).
- **% Positive:** The percent of positive responses (any student who answered 4 or 5) are added together.
- **District Avg.:** The mean of responses for the entire district is calculated by adding all student responses in the district and dividing by the total number of respondents in the district (n).
- **Consortium Avg.:** The mean of responses for all participating districts within the consortium is calculated by adding all student responses across the state and dividing by the total number of respondents in the state (n).





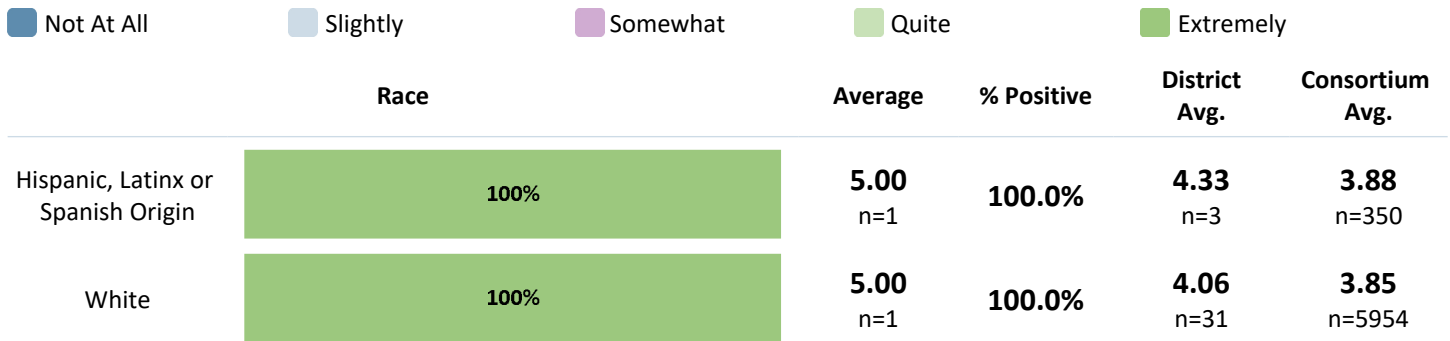
Do you feel that your child has a connection with other students at school?

Interpersonal Relationships



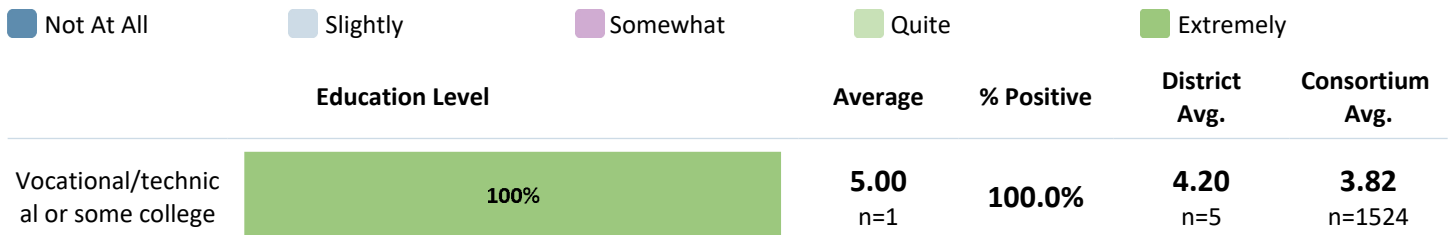
Do you feel that your child has a connection with other students at school?

Interpersonal Relationships



Do you feel that your child has a connection with other students at school?

Interpersonal Relationships





Do you feel that your child has a connection with teachers/staff at school?

Interpersonal Relationships

		Not At All	Slightly	Somewhat	Quite	Extremely				
	Child Grade Level						Average	% Positive	District Avg.	Consortium Avg.
11		100%					4.00 n=1	100.0%	4.50 n=2	3.68 n=588

Do you feel that your child has a connection with teachers/staff at school?

Interpersonal Relationships

		Not At All	Slightly	Somewhat	Quite	Extremely				
	Race						Average	% Positive	District Avg.	Consortium Avg.
Hispanic, Latinx or Spanish Origin		100%					4.00 n=1	100.0%	3.33 n=3	3.88 n=349
White		100%					4.00 n=1	100.0%	3.84 n=31	3.85 n=5953

Do you feel that your child has a connection with teachers/staff at school?

Interpersonal Relationships

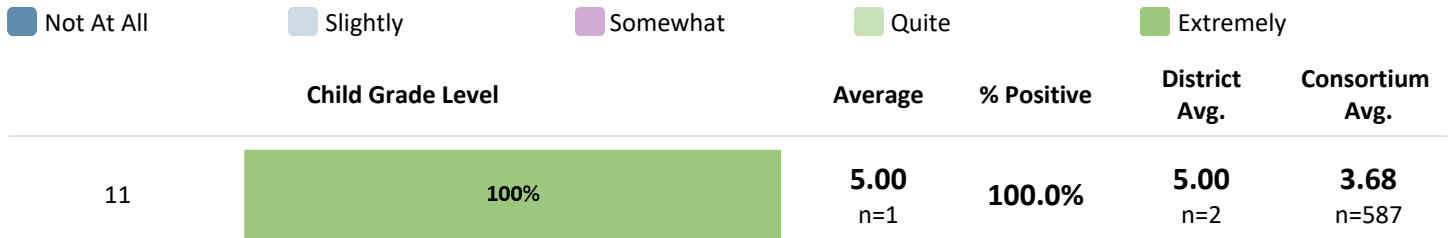
		Not At All	Slightly	Somewhat	Quite	Extremely				
	Education Level						Average	% Positive	District Avg.	Consortium Avg.
Vocational/technical or some college		100%					4.00 n=1	100.0%	3.60 n=5	3.82 n=1523





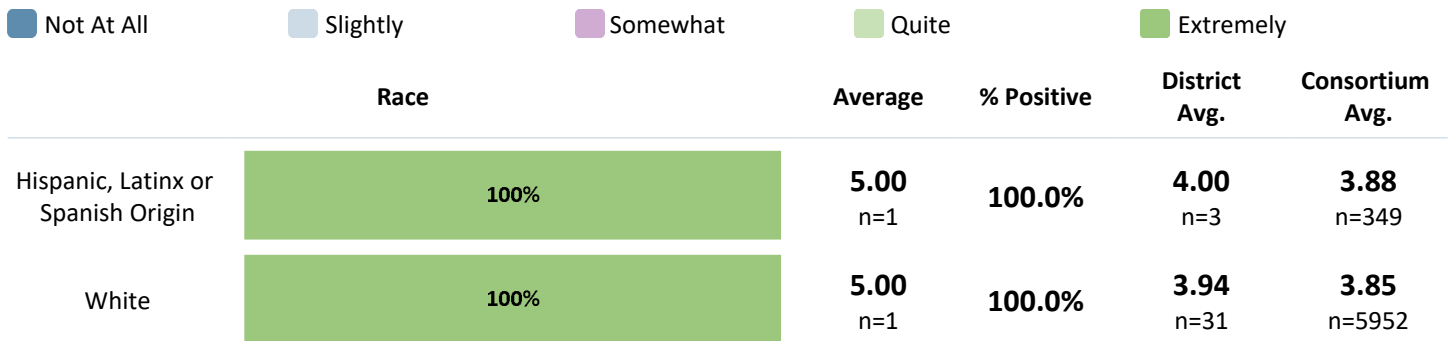
Do you feel that there is a sense of belonging at this school?

Interpersonal Relationships



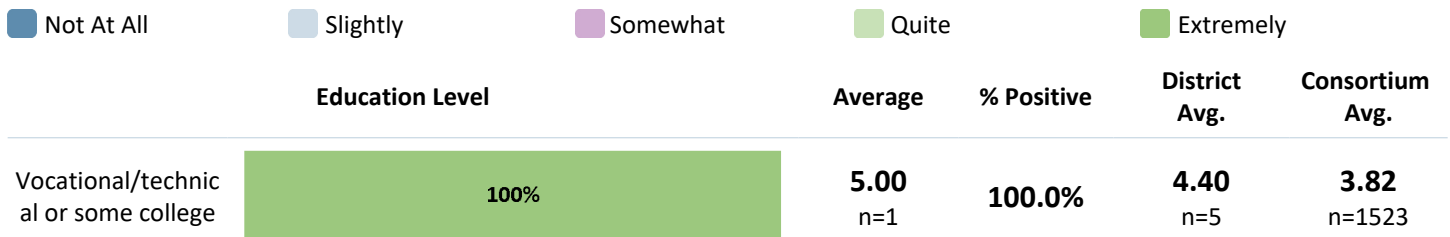
Do you feel that there is a sense of belonging at this school?

Interpersonal Relationships



Do you feel that there is a sense of belonging at this school?

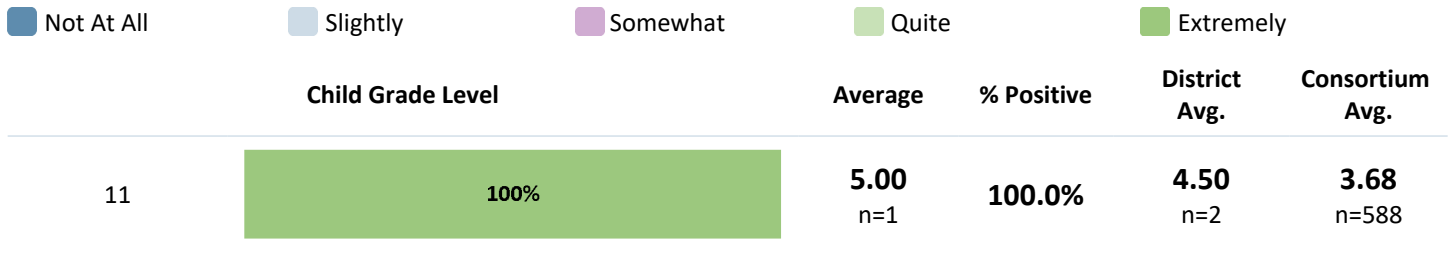
Interpersonal Relationships





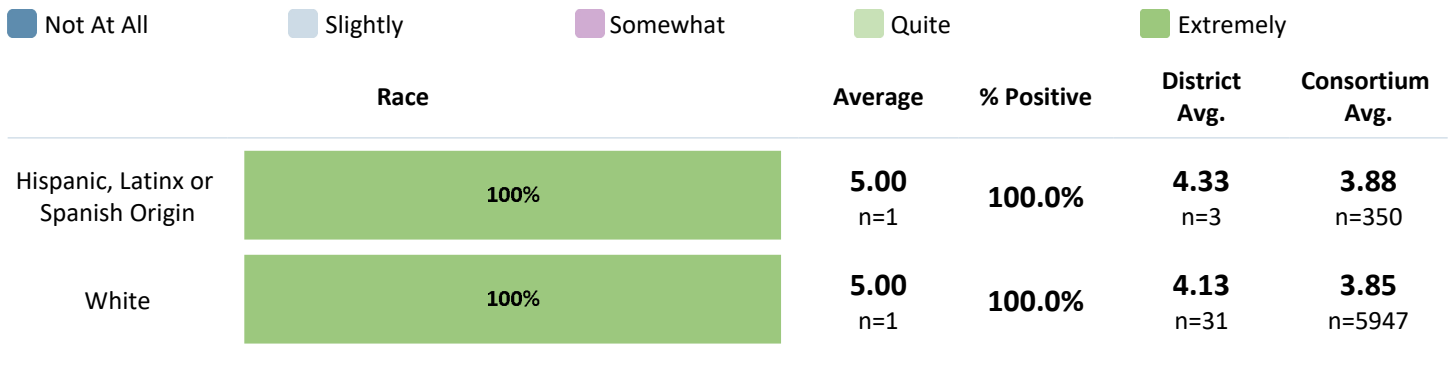
Do you feel that your child is respectful towards teachers/staff at their school?

Interpersonal Relationships



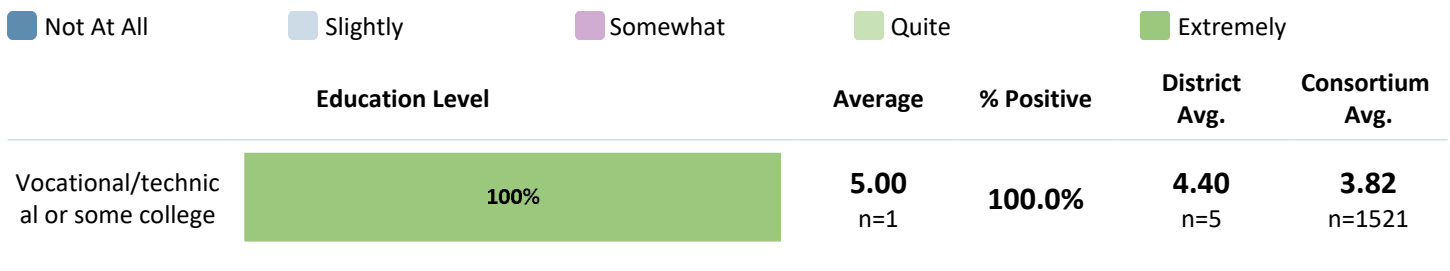
Do you feel that your child is respectful towards teachers/staff at their school?

Interpersonal Relationships



Do you feel that your child is respectful towards teachers/staff at their school?

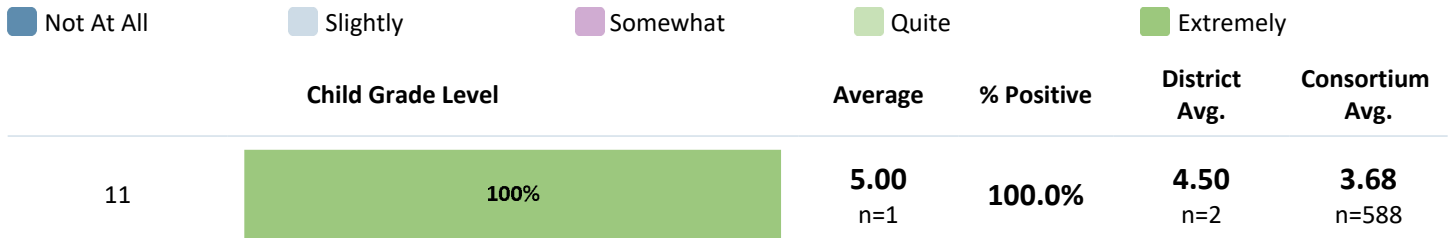
Interpersonal Relationships





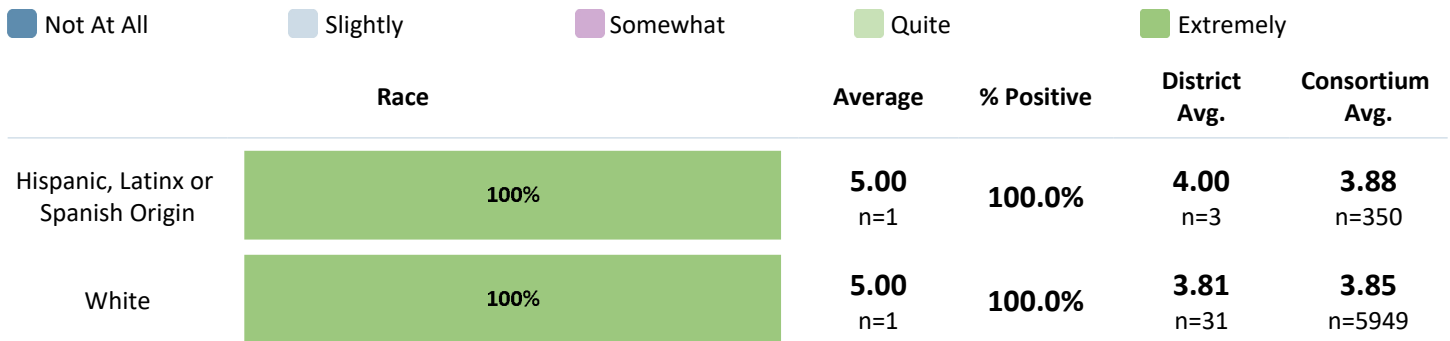
Do you feel that teachers/staff are respectful to your child?

Interpersonal Relationships



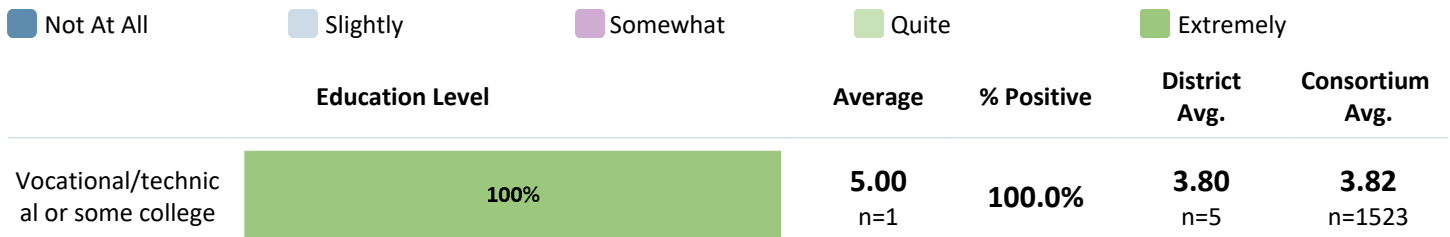
Do you feel that teachers/staff are respectful to your child?

Interpersonal Relationships



Do you feel that teachers/staff are respectful to your child?

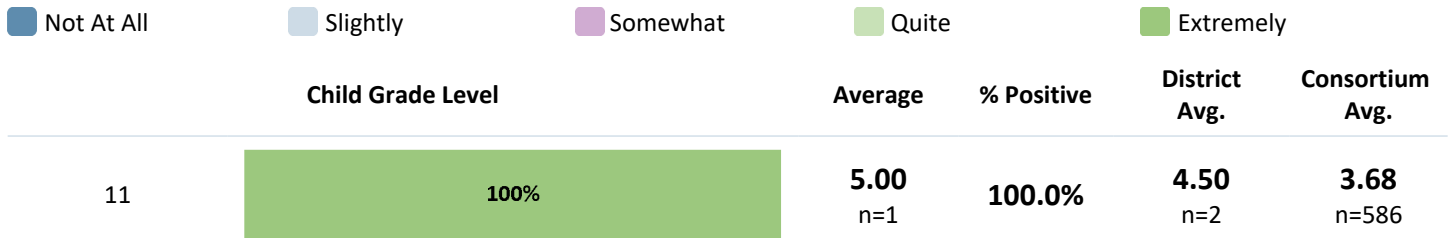
Interpersonal Relationships





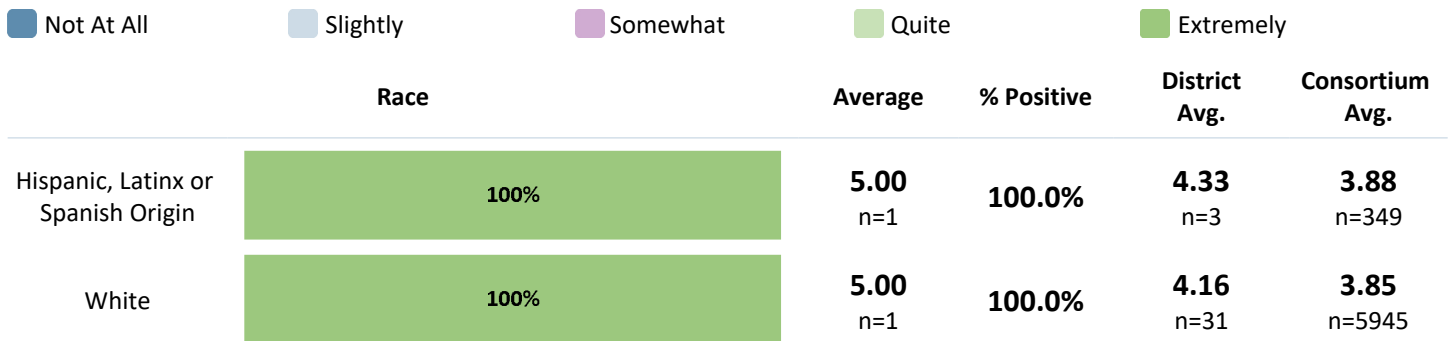
Do you feel that teachers/staff are respectful to you?

Interpersonal Relationships



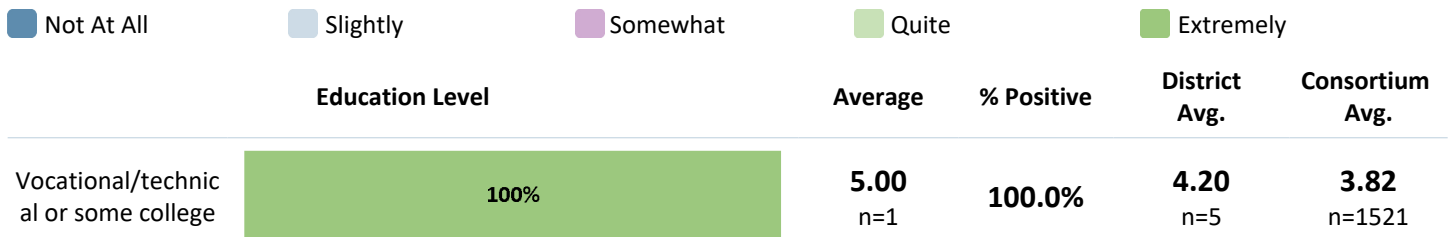
Do you feel that teachers/staff are respectful to you?

Interpersonal Relationships



Do you feel that teachers/staff are respectful to you?

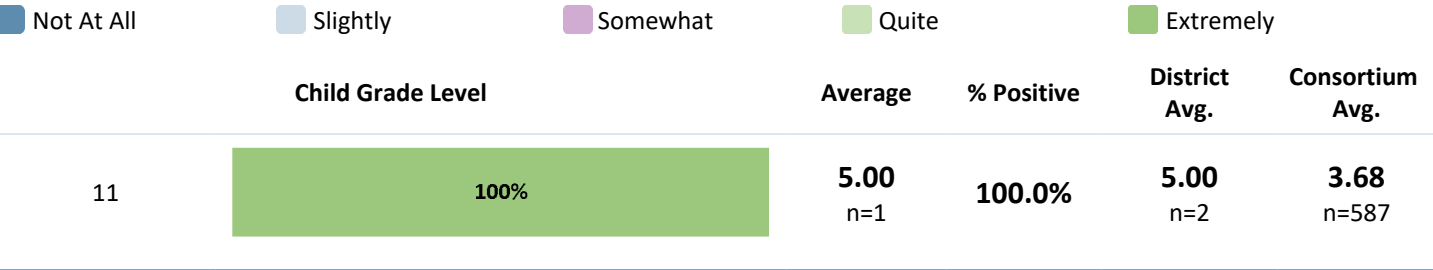
Interpersonal Relationships





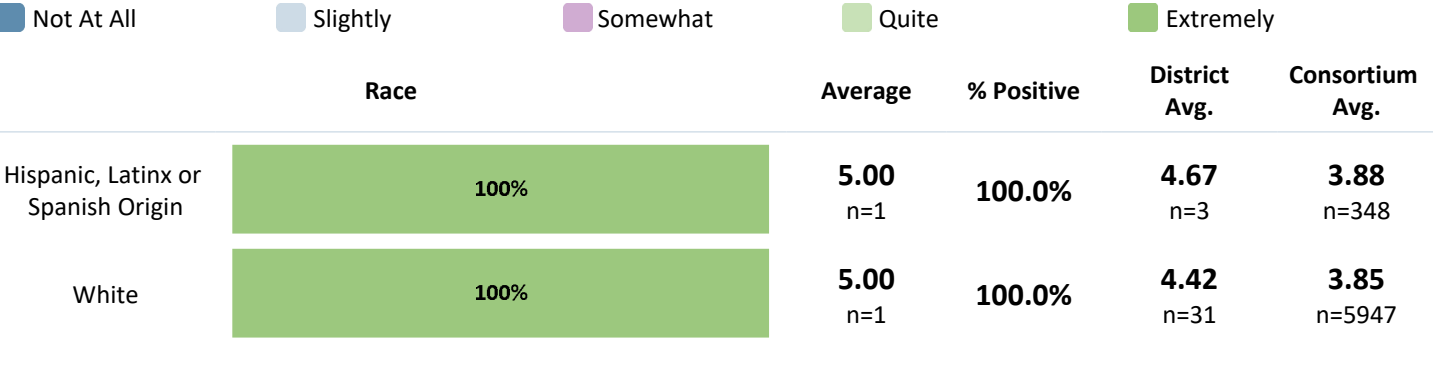
Do you feel welcomed at your child’s school?

Interpersonal Relationships



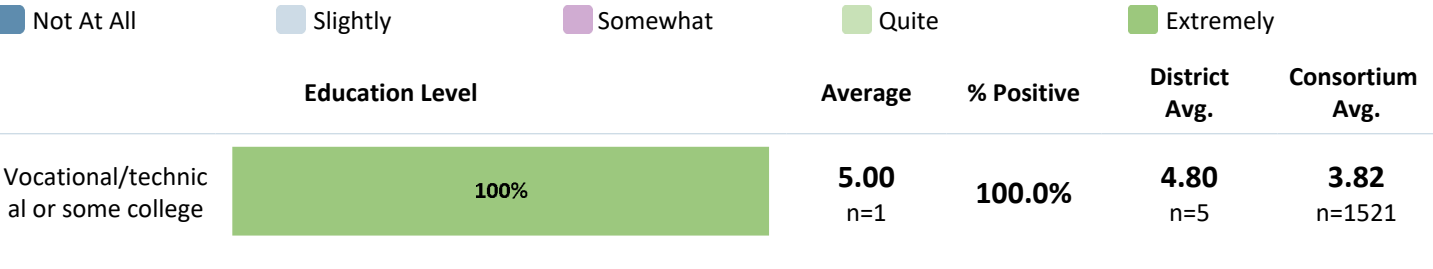
Do you feel welcomed at your child’s school?

Interpersonal Relationships



Do you feel welcomed at your child’s school?

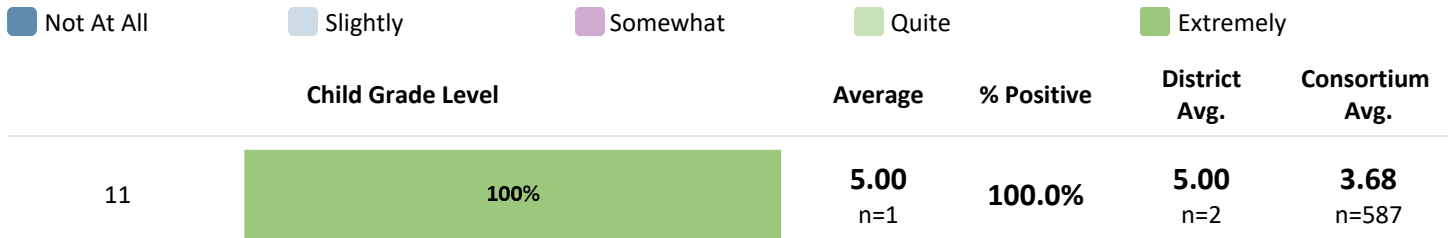
Interpersonal Relationships





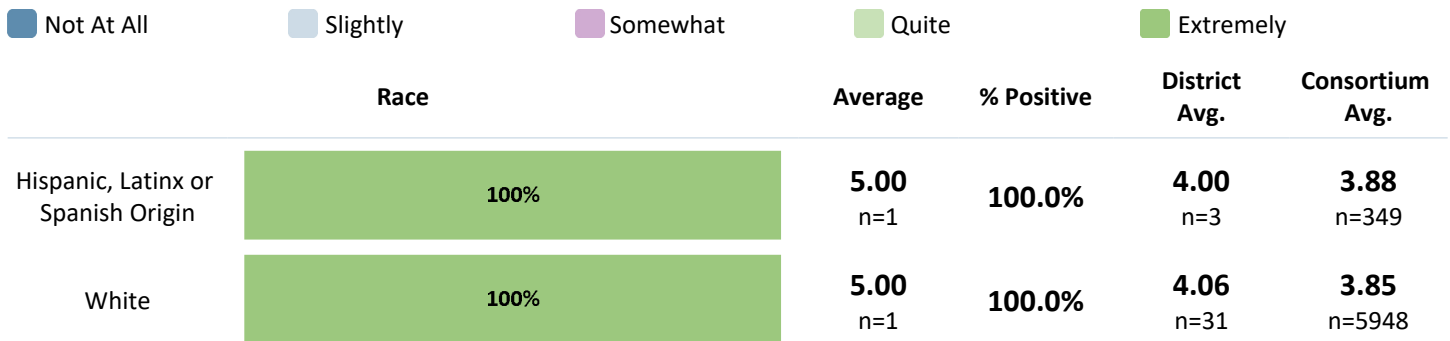
Do you feel comfortable talking to teachers/staff at your child's school?

Interpersonal Relationships



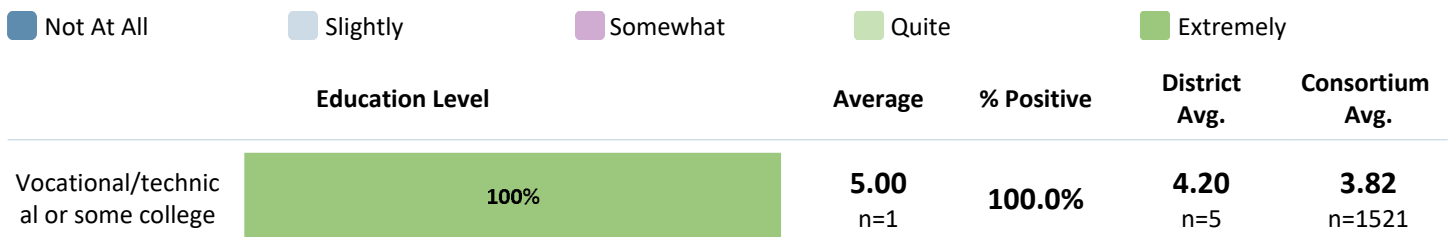
Do you feel comfortable talking to teachers/staff at your child's school?

Interpersonal Relationships



Do you feel comfortable talking to teachers/staff at your child's school?

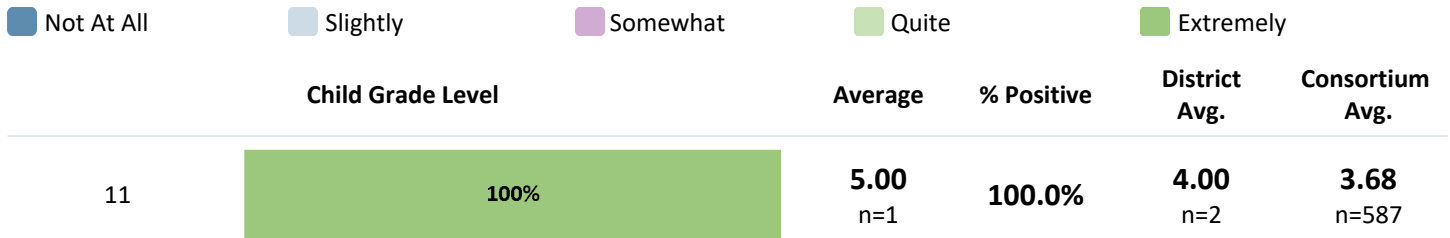
Interpersonal Relationships





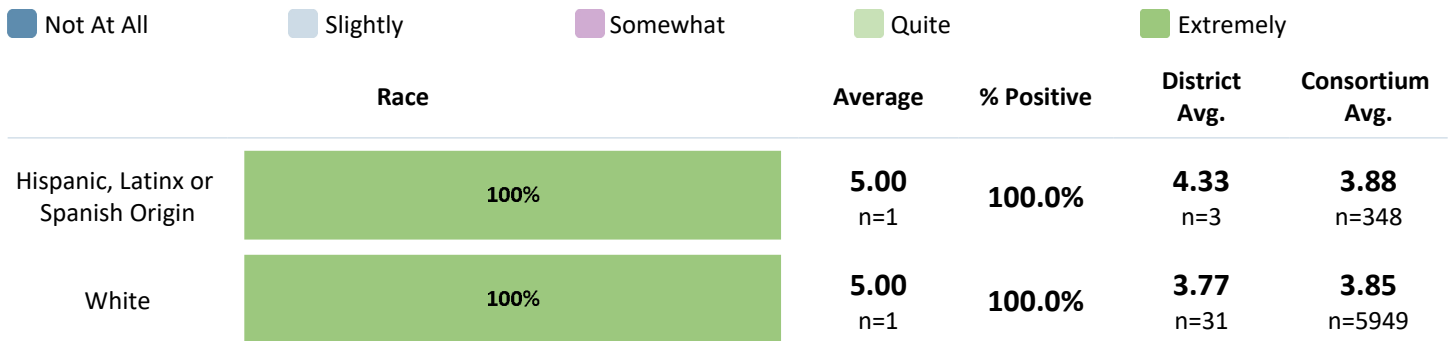
Are you involved with activities in your child's school?

Parent Involvement & Support



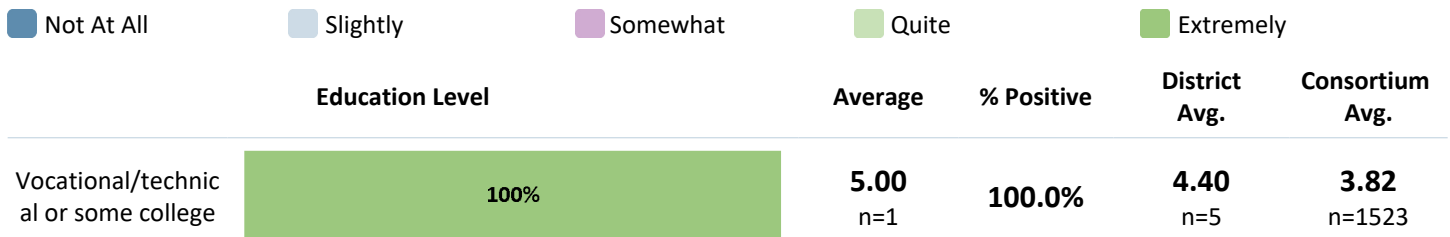
Are you involved with activities in your child's school?

Parent Involvement & Support



Are you involved with activities in your child's school?

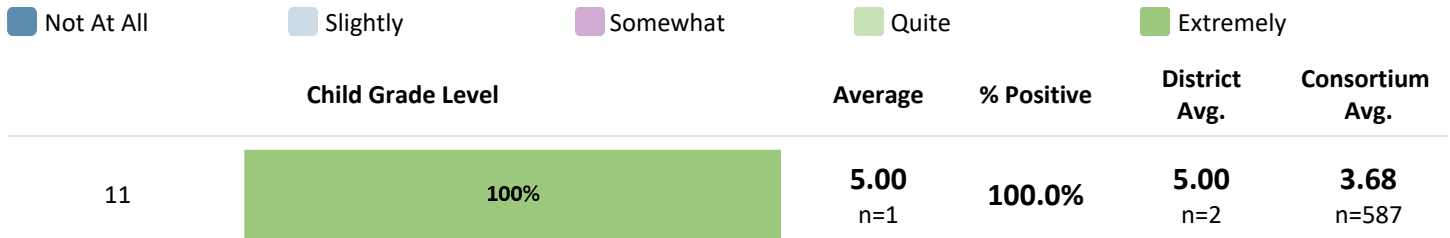
Parent Involvement & Support





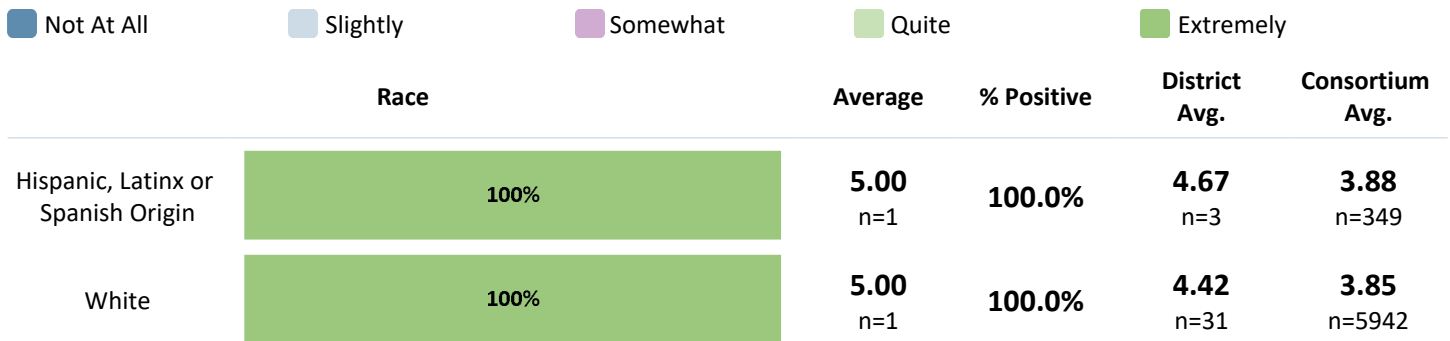
Are you engaged when helping your child with homework?

Parent Involvement & Support



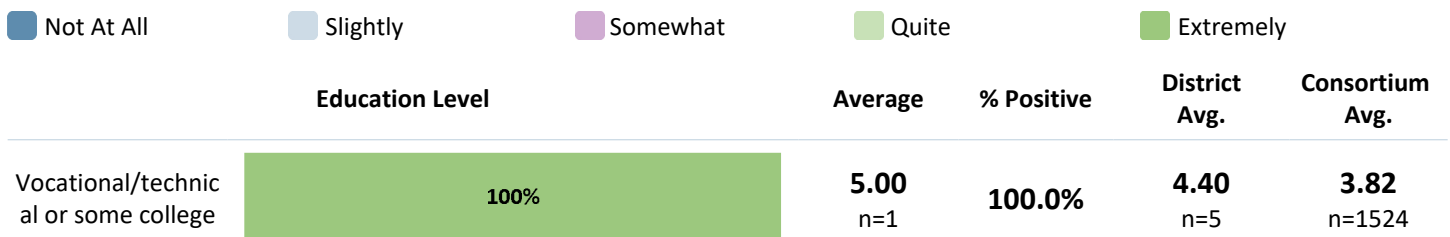
Are you engaged when helping your child with homework?

Parent Involvement & Support



Are you engaged when helping your child with homework?

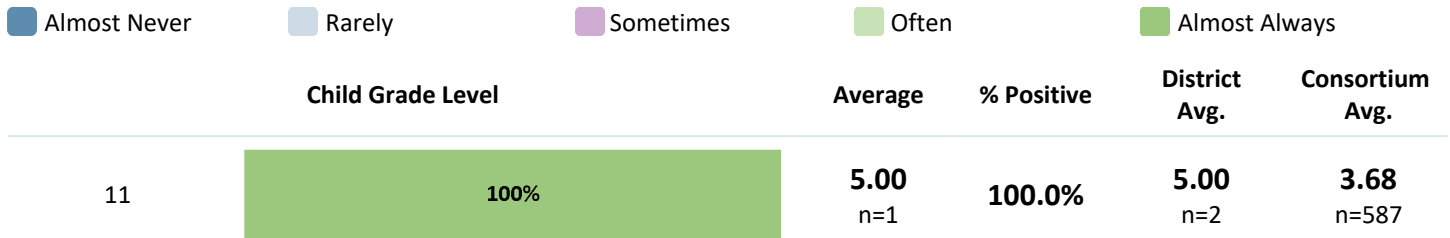
Parent Involvement & Support





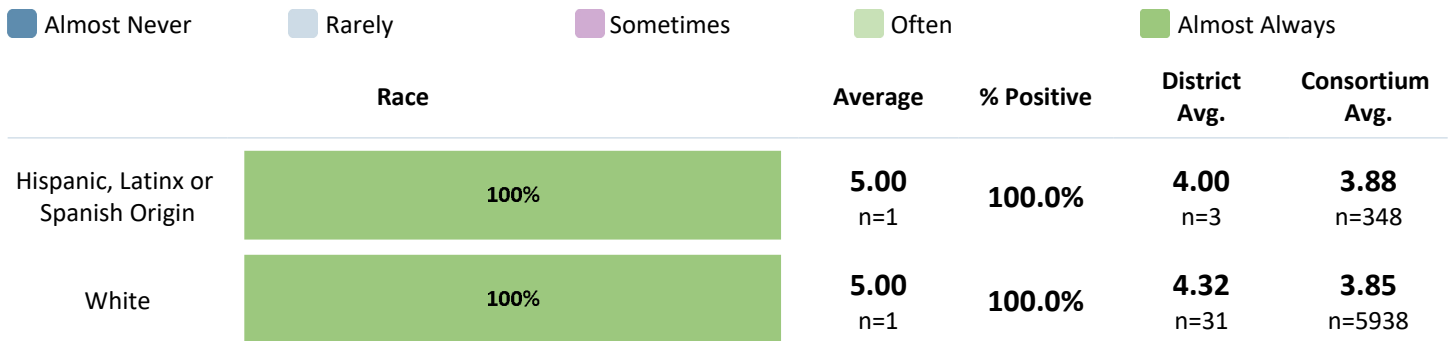
Are you able to attend teacher/parent conferences?

Parent Involvement & Support



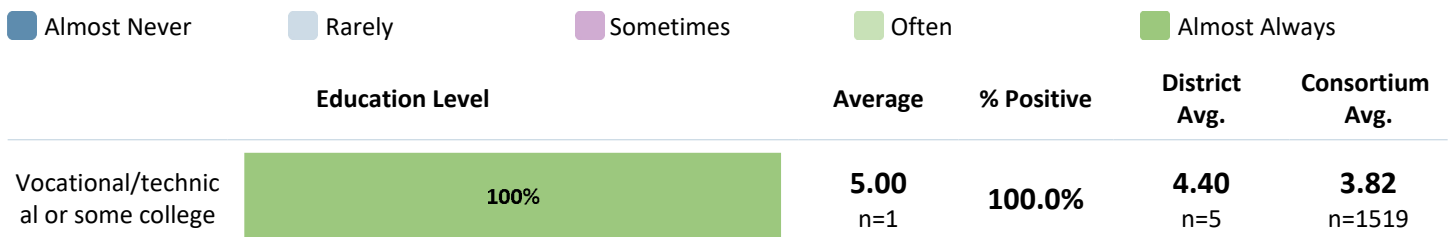
Are you able to attend teacher/parent conferences?

Parent Involvement & Support



Are you able to attend teacher/parent conferences?

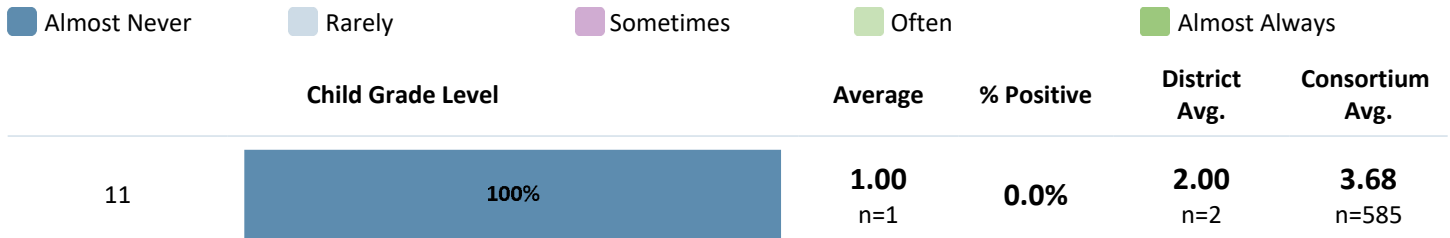
Parent Involvement & Support





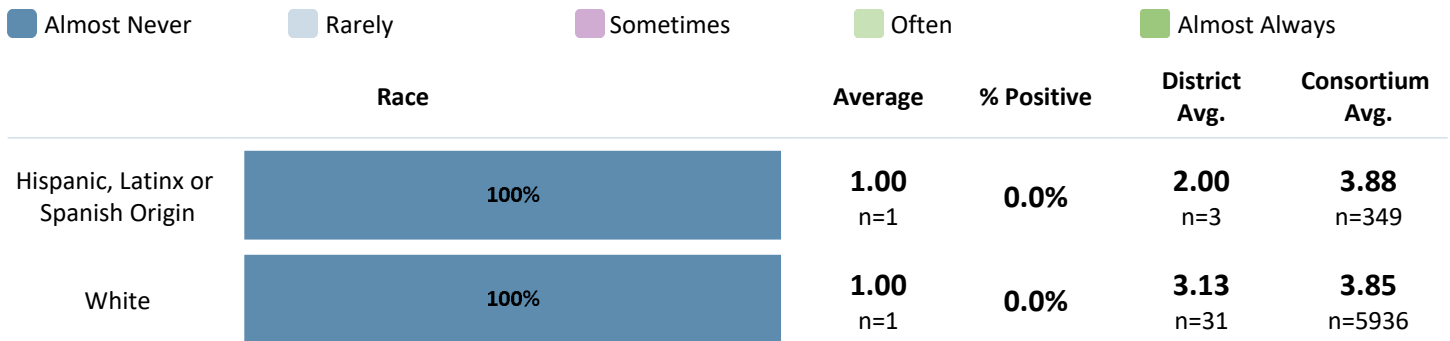
Are you able to volunteer to help on special projects at your child's school?

Parent Involvement & Support



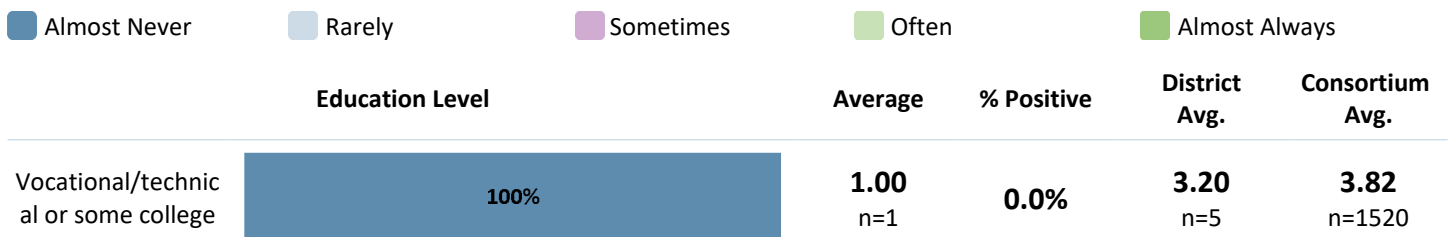
Are you able to volunteer to help on special projects at your child's school?

Parent Involvement & Support



Are you able to volunteer to help on special projects at your child's school?

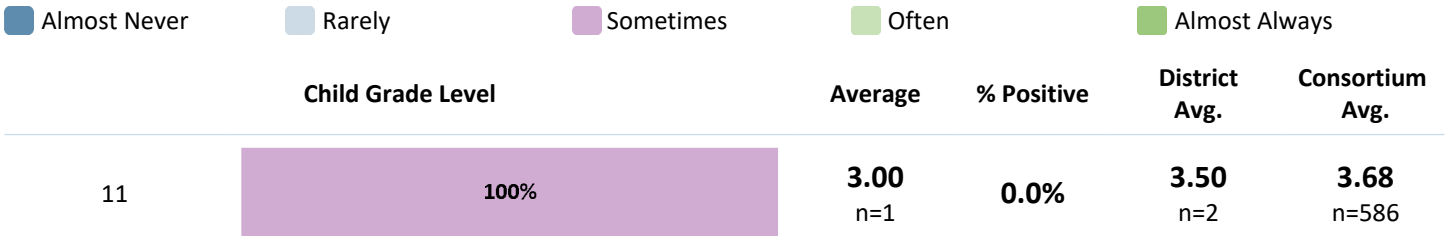
Parent Involvement & Support





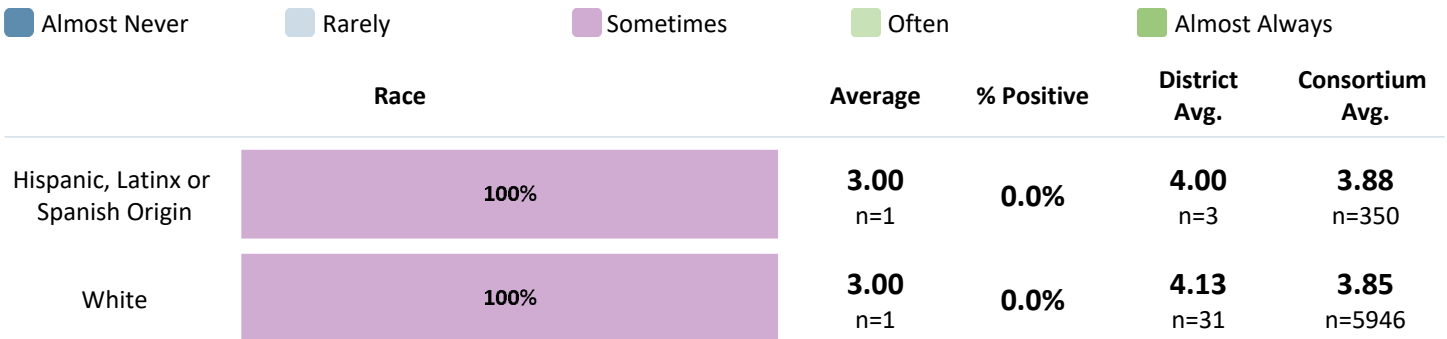
Are you able to help your child engage in educational activities outside of school (e.g., visiting a museum, library, or book store)?

Parent Involvement & Support



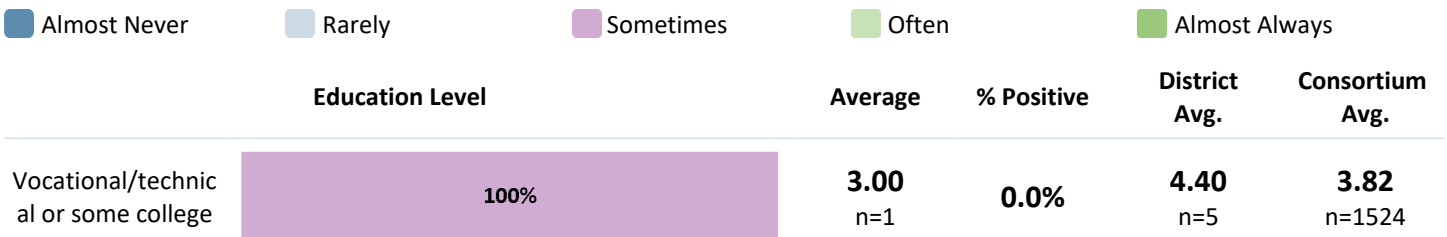
Are you able to help your child engage in educational activities outside of school (e.g., visiting a museum, library, or book store)?

Parent Involvement & Support



Are you able to help your child engage in educational activities outside of school (e.g., visiting a museum, library, or book store)?

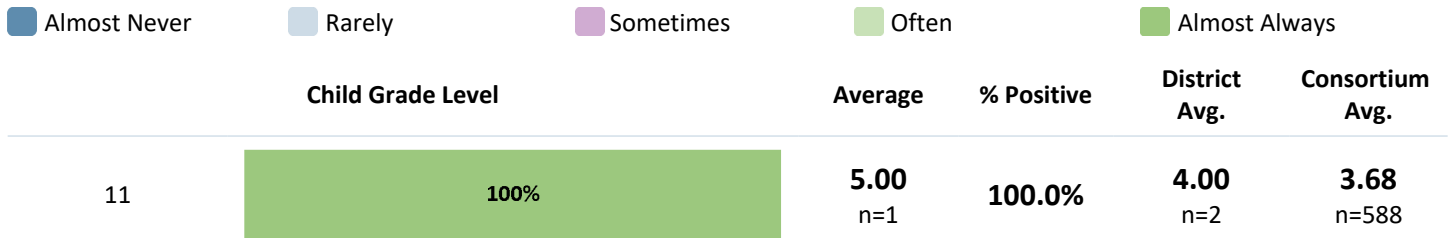
Parent Involvement & Support





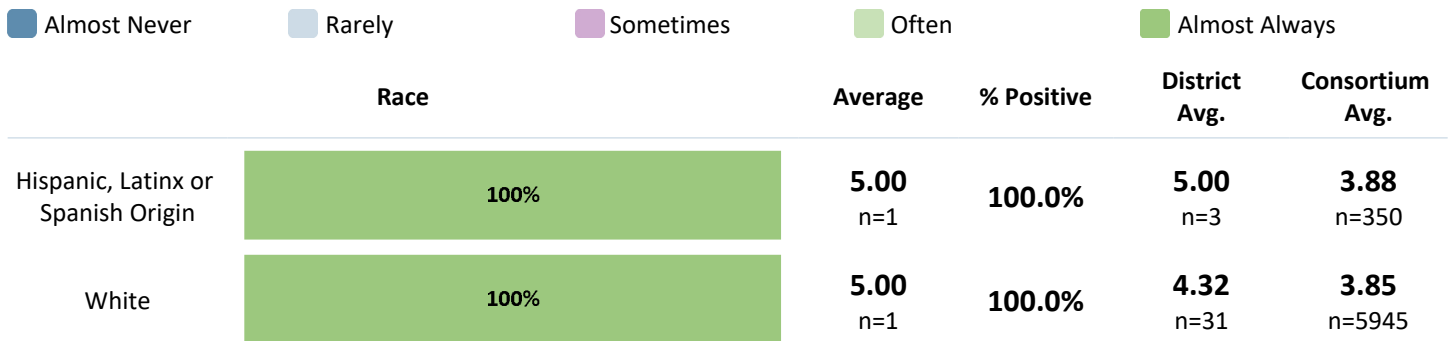
Do you discuss your child's emotional needs with them?

Parent Involvement & Support



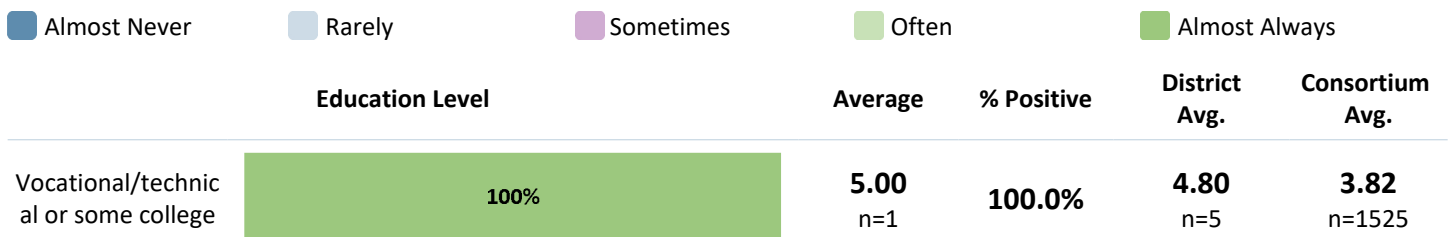
Do you discuss your child's emotional needs with them?

Parent Involvement & Support



Do you discuss your child's emotional needs with them?

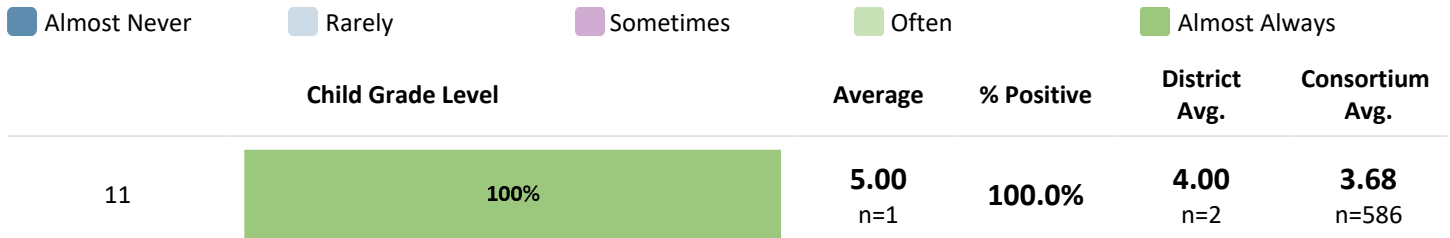
Parent Involvement & Support





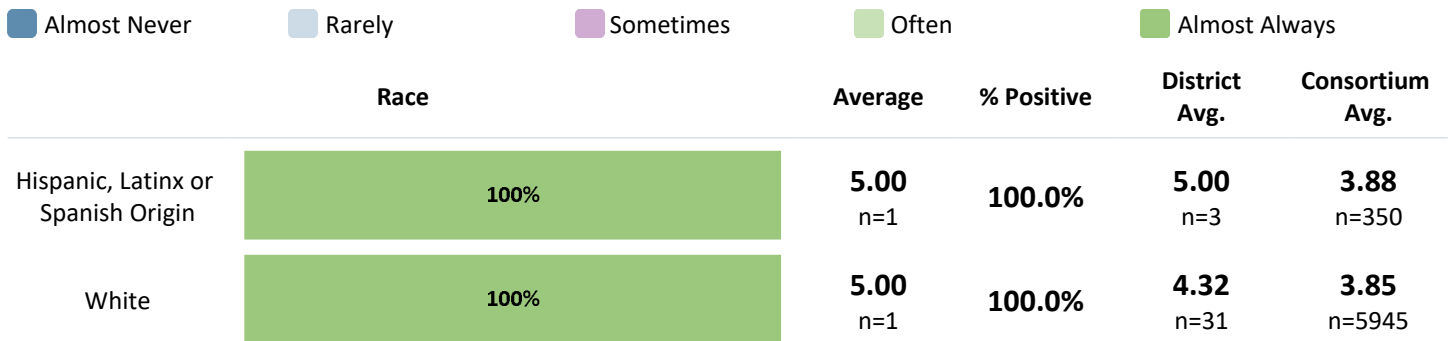
Do you discuss your child's academic needs with them?

Parent Involvement & Support



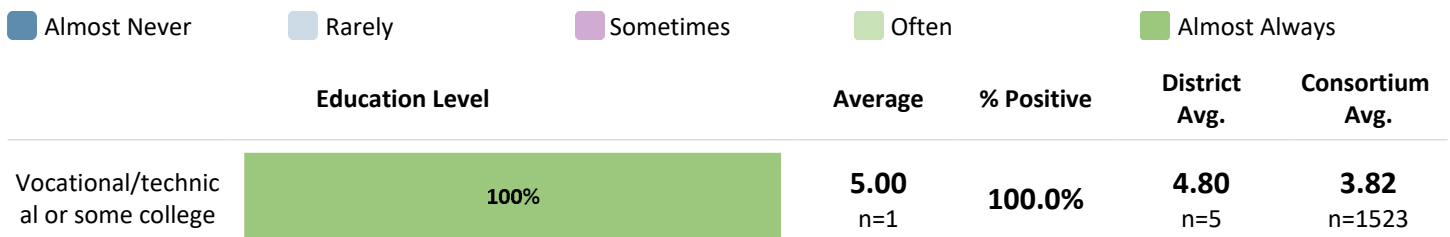
Do you discuss your child's academic needs with them?

Parent Involvement & Support



Do you discuss your child's academic needs with them?

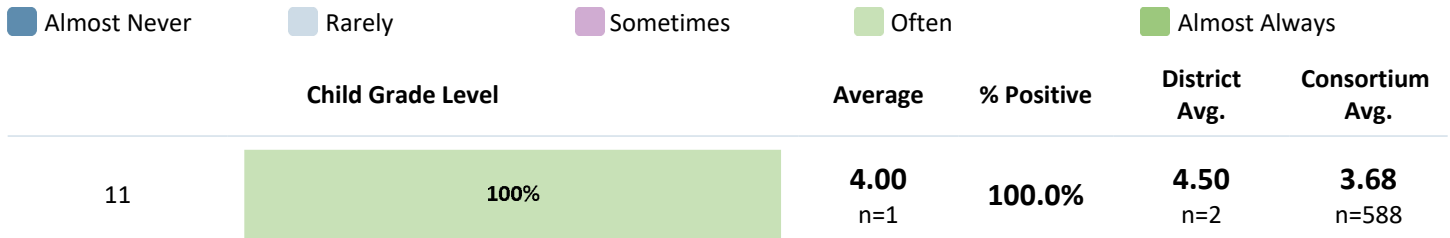
Parent Involvement & Support





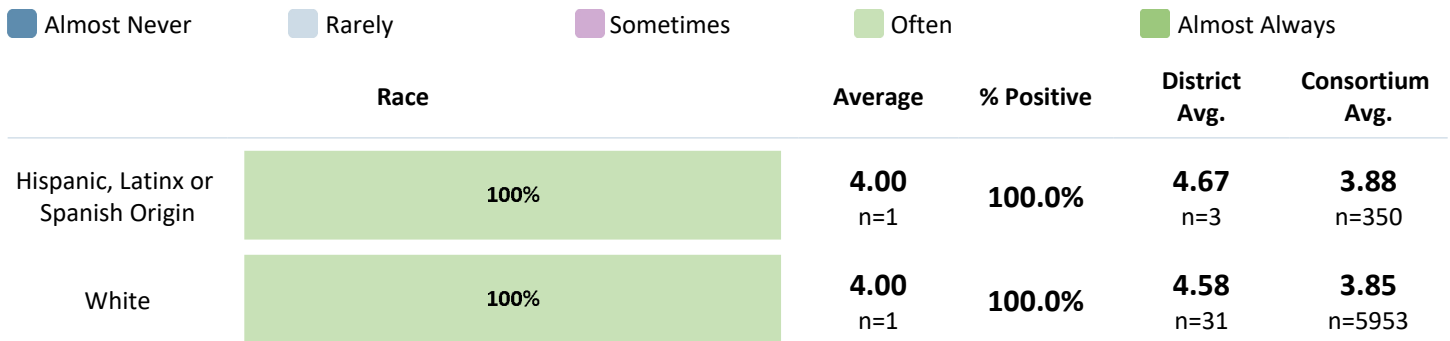
Do you have conversations with your child about what they are learning in school?

Parent Involvement & Support




Do you have conversations with your child about what they are learning in school?

Parent Involvement & Support



Do you have conversations with your child about what they are learning in school?

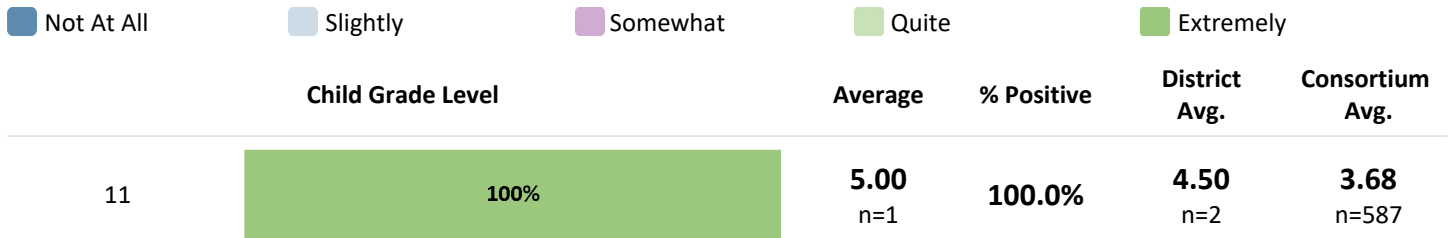
Parent Involvement & Support





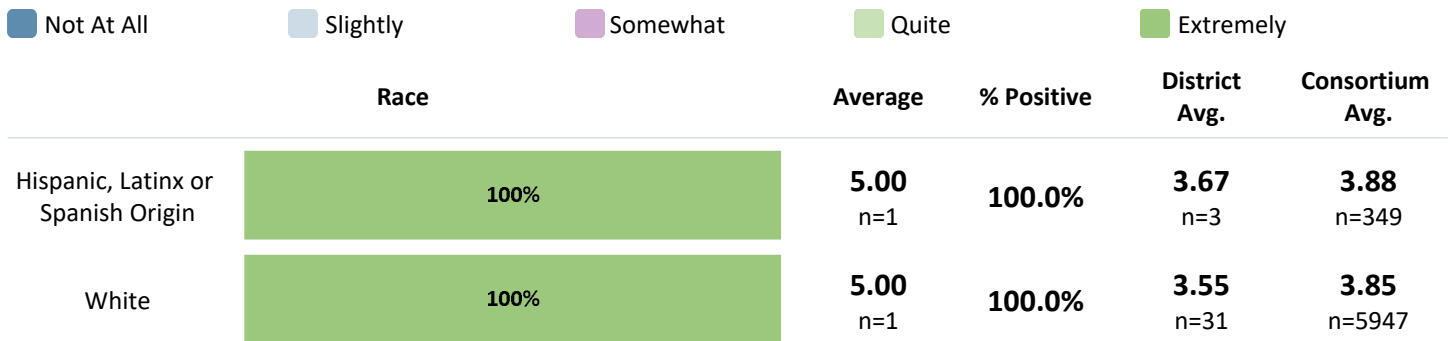
Are you satisfied with the way your child's school communicates with you?

Parental Satisfaction



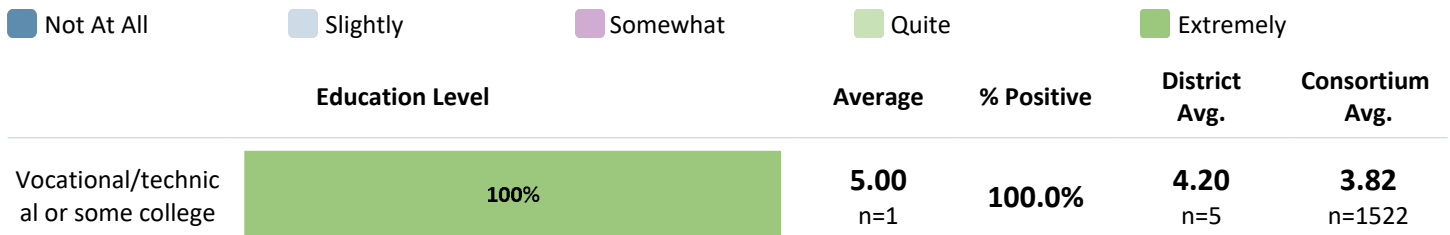
Are you satisfied with the way your child's school communicates with you?

Parental Satisfaction



Are you satisfied with the way your child's school communicates with you?

Parental Satisfaction





Are you satisfied with the services offered by the school (e.g., academic counseling, career counseling, school library services, etc.)?

Parental Satisfaction

		Not At All	Slightly	Somewhat	Quite	Extremely		
							Average	% Positive
							District Avg.	Consortium Avg.
Child Grade Level								
11	100%						5.00 n=1	100.0%
							4.00 n=2	3.68 n=588

Are you satisfied with the services offered by the school (e.g., academic counseling, career counseling, school library services, etc.)?

Parental Satisfaction

		Not At All	Slightly	Somewhat	Quite	Extremely		
							Average	% Positive
							District Avg.	Consortium Avg.
Race								
Hispanic, Latinx or Spanish Origin	100%						5.00 n=1	100.0%
							3.67 n=3	3.88 n=350
White	100%						5.00 n=1	100.0%
							3.10 n=31	3.85 n=5940

Are you satisfied with the services offered by the school (e.g., academic counseling, career counseling, school library services, etc.)?

Parental Satisfaction

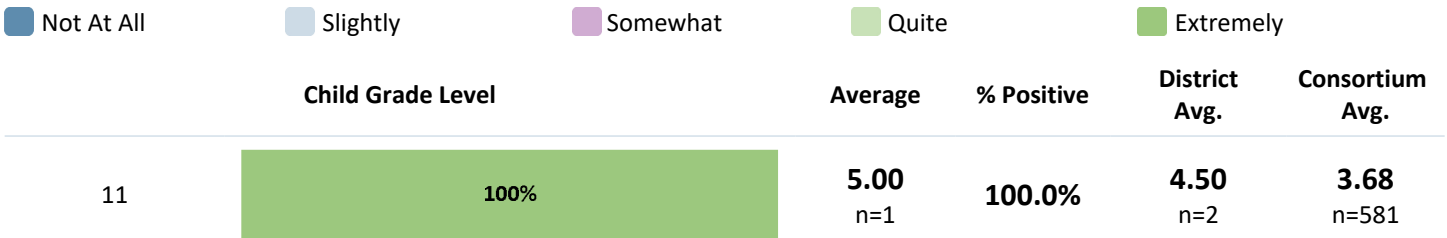
		Not At All	Slightly	Somewhat	Quite	Extremely		
							Average	% Positive
							District Avg.	Consortium Avg.
Education Level								
Vocational/technical or some college	100%						5.00 n=1	100.0%
							4.00 n=5	3.82 n=1519





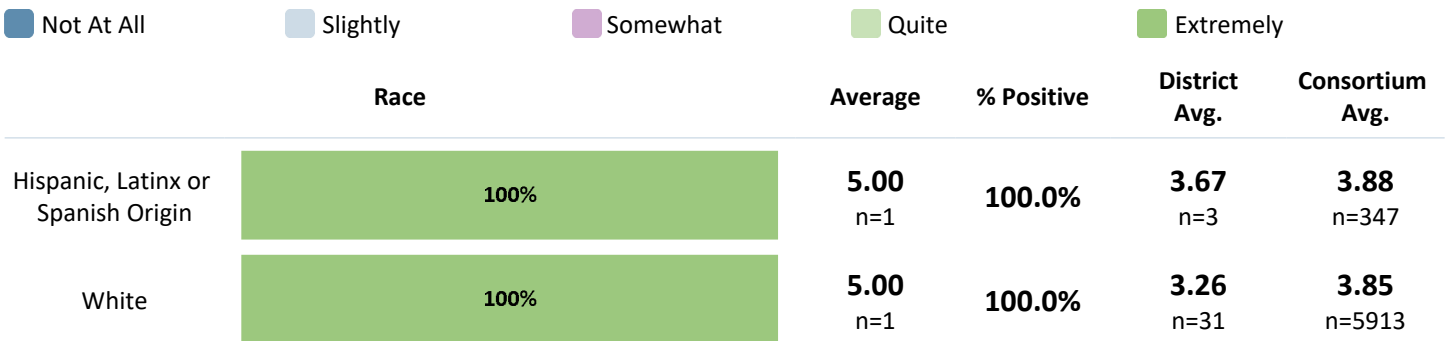
Are you satisfied with how discipline is handled at your child's school?

Parental Satisfaction



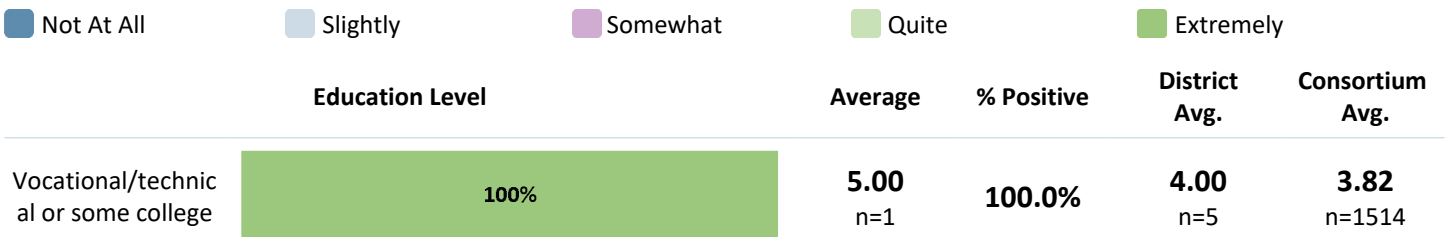
Are you satisfied with how discipline is handled at your child's school?

Parental Satisfaction



Are you satisfied with how discipline is handled at your child's school?

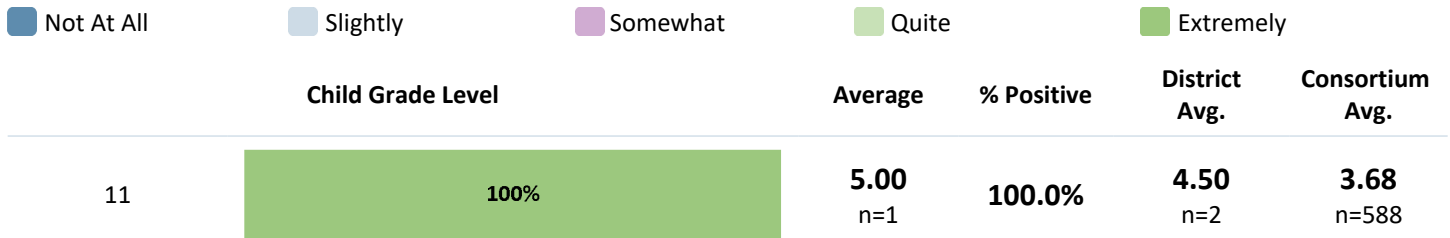
Parental Satisfaction





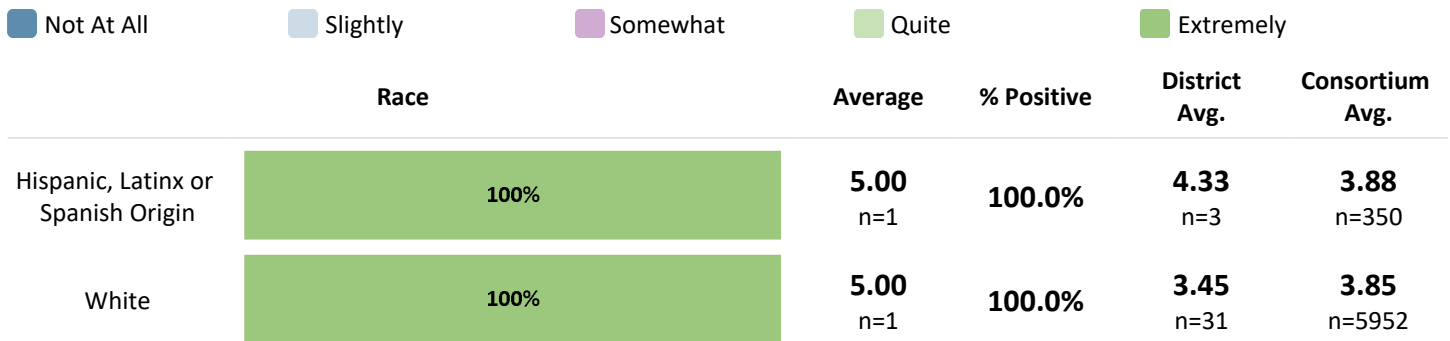
Are you confident that this school has the ability to meet your child's learning needs?

Parental Satisfaction



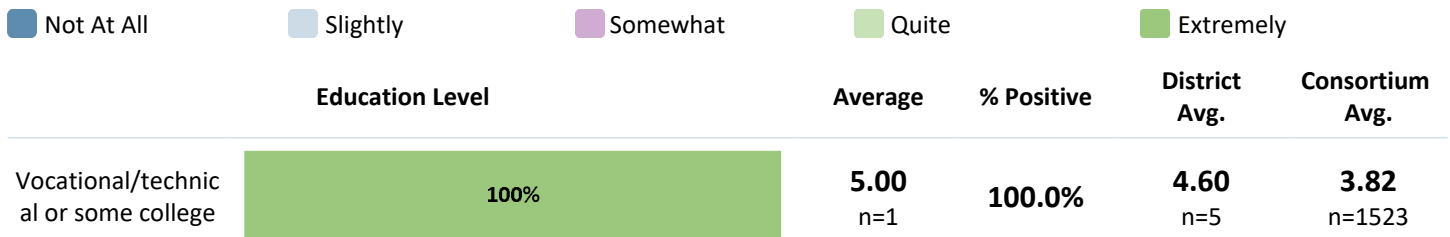
Are you confident that this school has the ability to meet your child's learning needs?

Parental Satisfaction



Are you confident that this school has the ability to meet your child's learning needs?

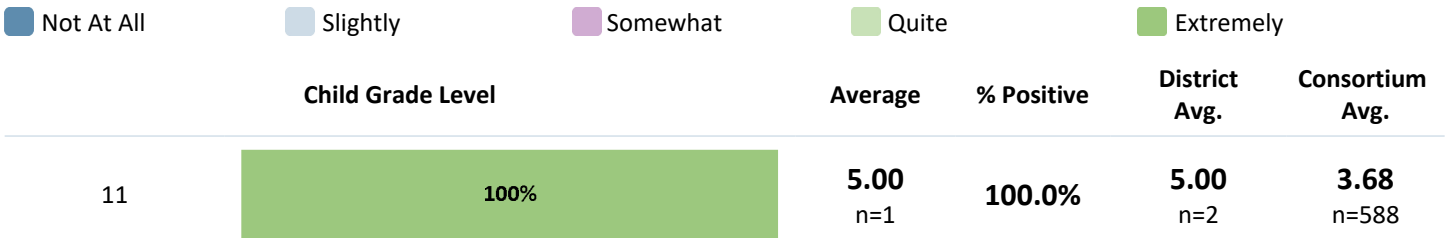
Parental Satisfaction





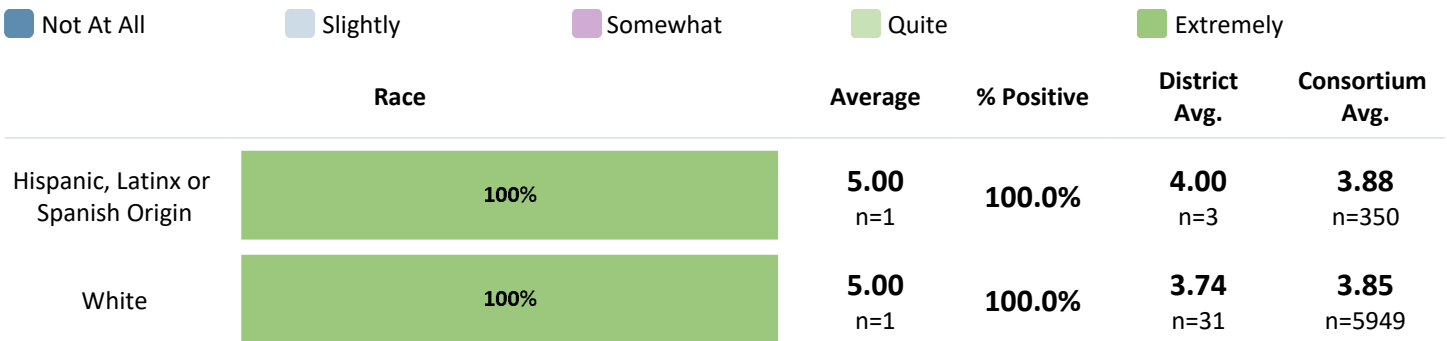
Are you confident that your child is safe in this school?

Parental Satisfaction



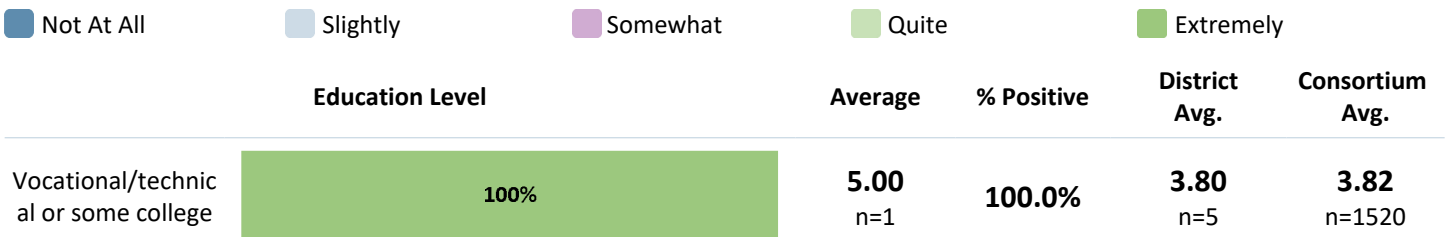
Are you confident that your child is safe in this school?

Parental Satisfaction



Are you confident that your child is safe in this school?

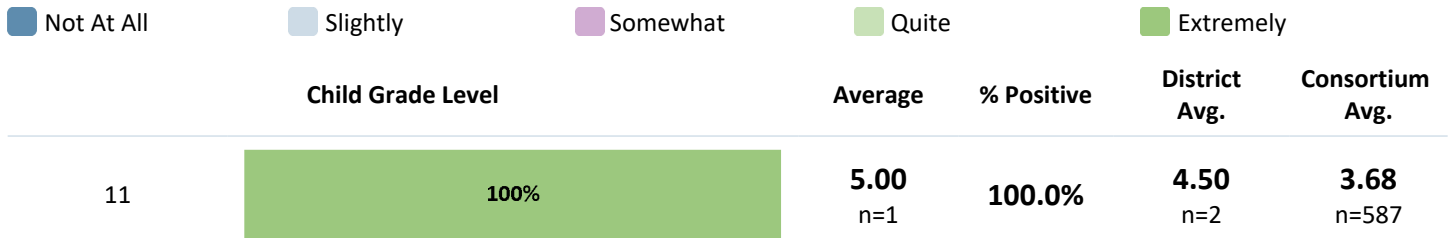
Parental Satisfaction





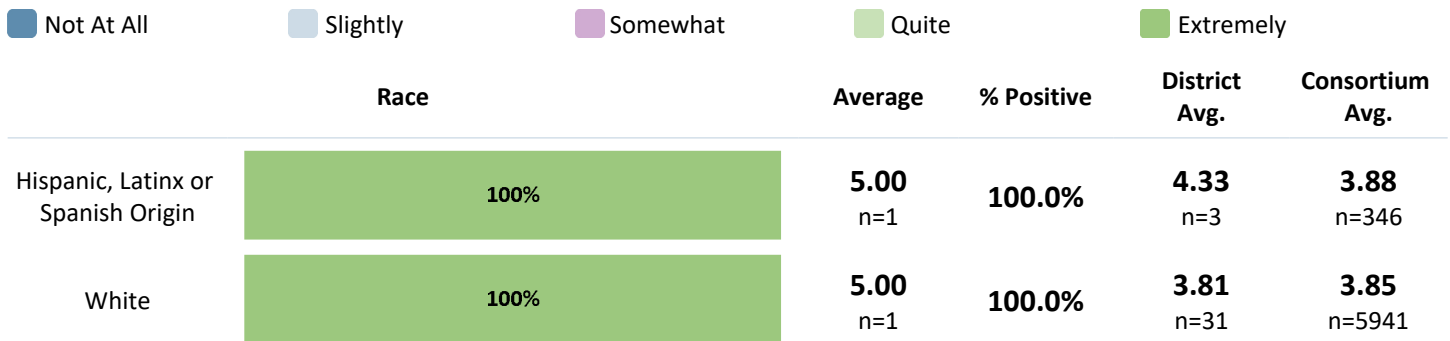
Are you satisfied with your child's teachers?

Parental Satisfaction



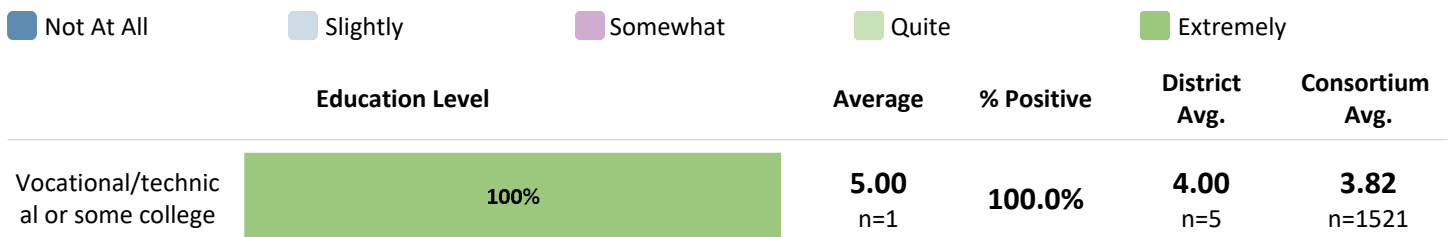
Are you satisfied with your child's teachers?

Parental Satisfaction



Are you satisfied with your child's teachers?

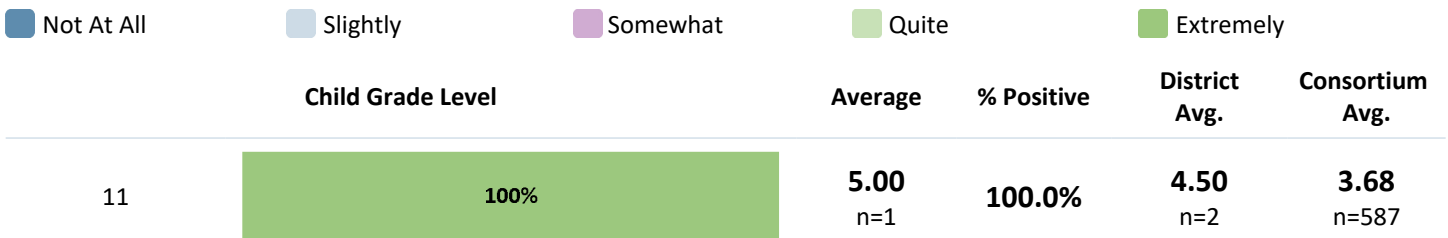
Parental Satisfaction





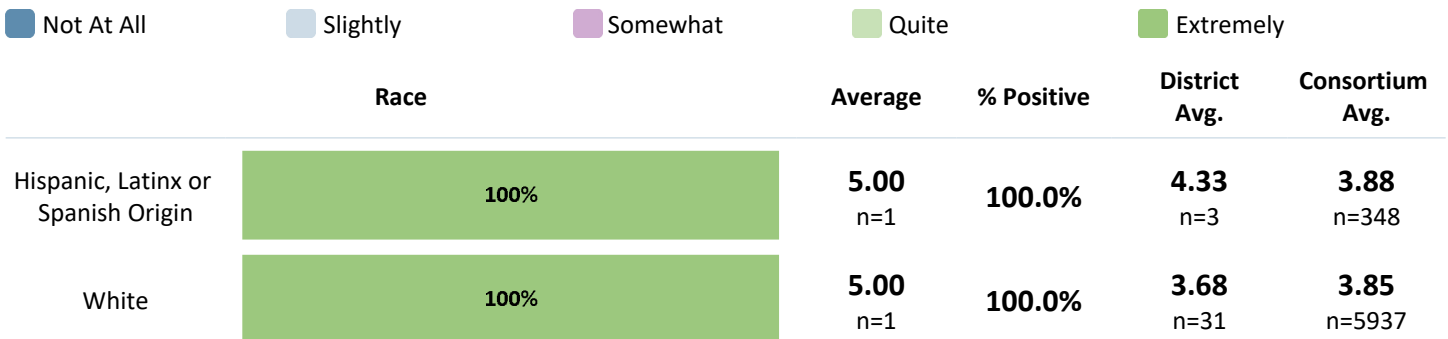
Are you satisfied with the school administration?

Parental Satisfaction



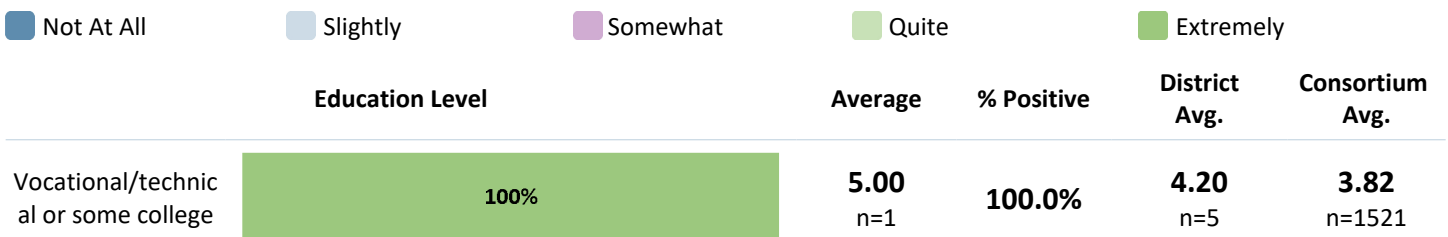
Are you satisfied with the school administration?

Parental Satisfaction



Are you satisfied with the school administration?

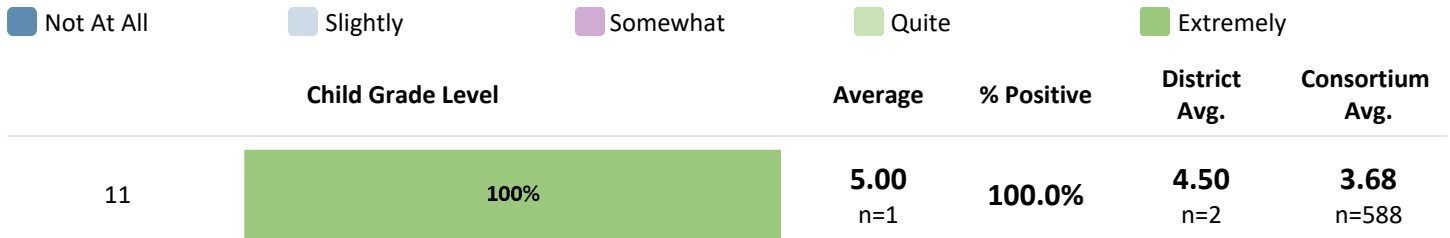
Parental Satisfaction





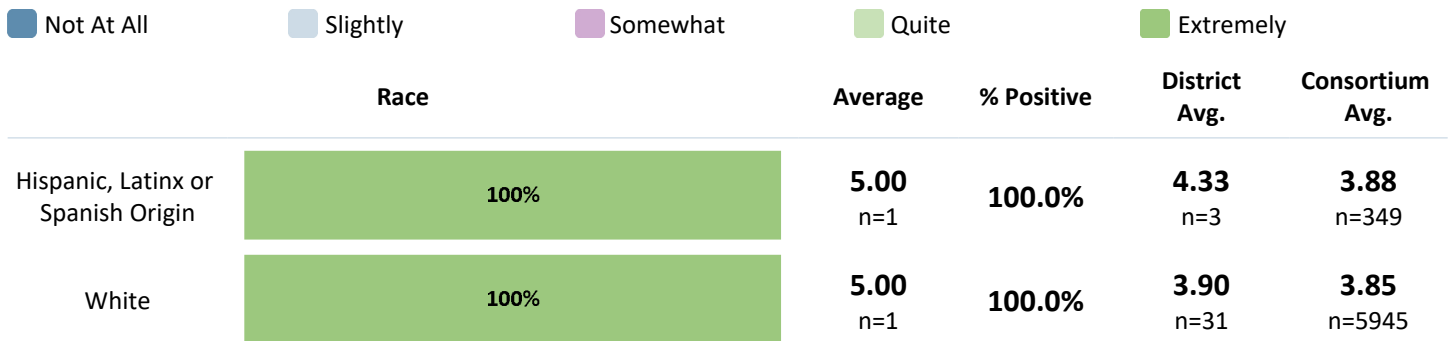
Overall, are you satisfied with your child's school?

Parental Satisfaction



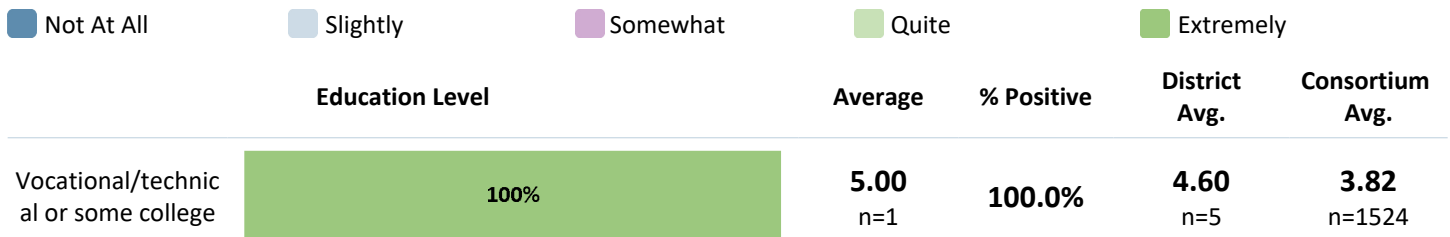
Overall, are you satisfied with your child's school?

Parental Satisfaction



Overall, are you satisfied with your child's school?

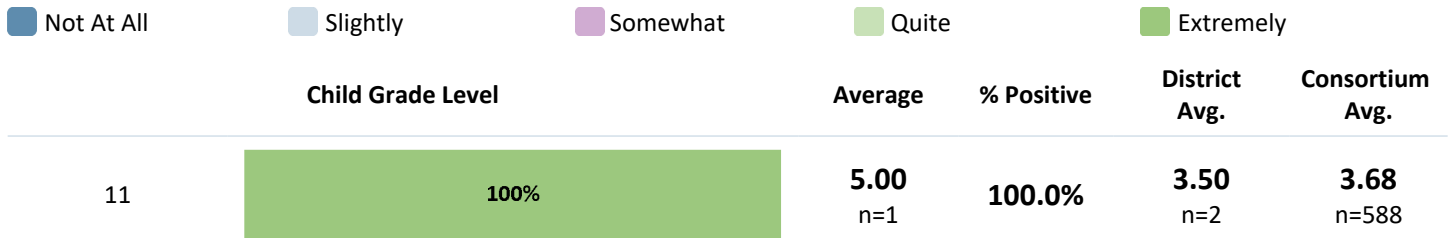
Parental Satisfaction





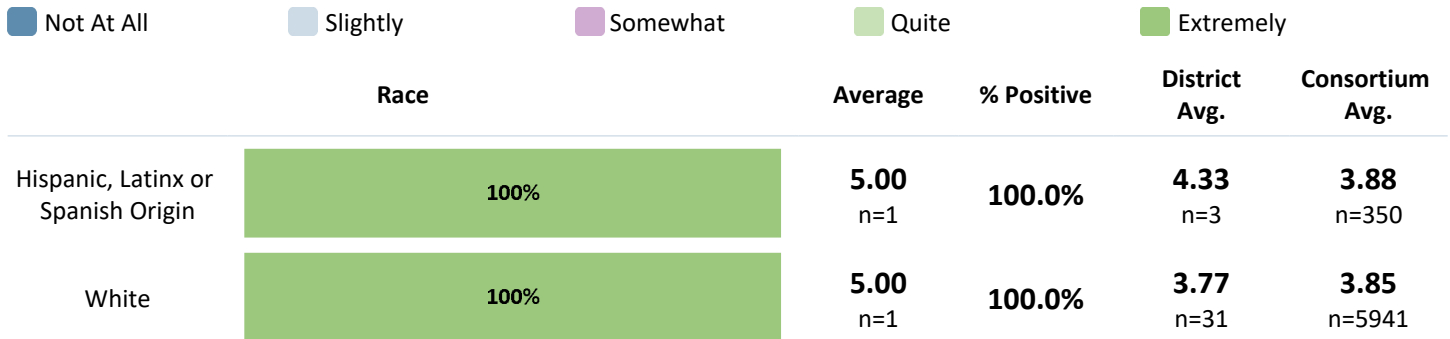
Would you recommend this school to other parents seeking a place for their child?

Parental Satisfaction



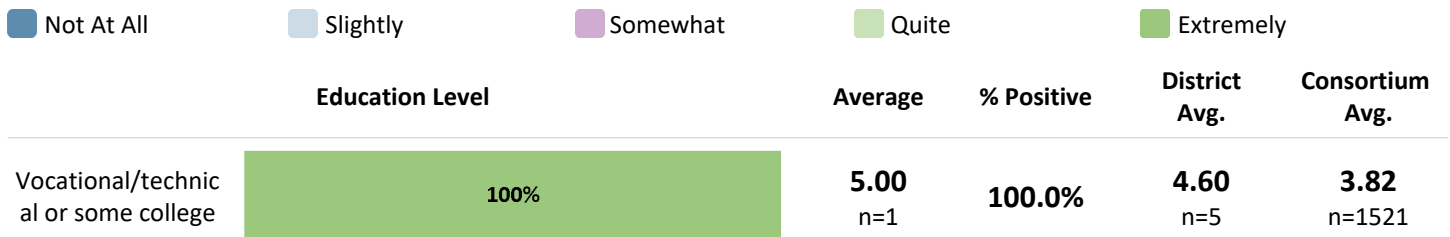
Would you recommend this school to other parents seeking a place for their child?

Parental Satisfaction



Would you recommend this school to other parents seeking a place for their child?

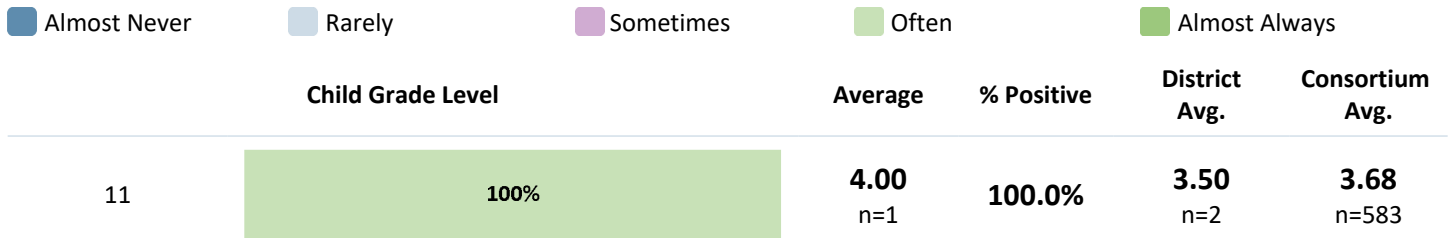
Parental Satisfaction





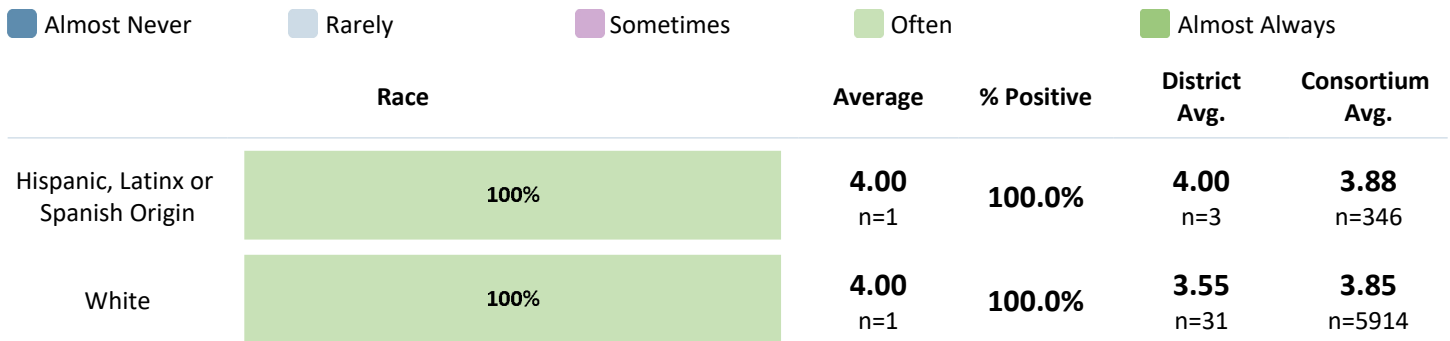
Does your child receive teacher feedback on homework?

School Climate




Does your child receive teacher feedback on homework?

School Climate



Does your child receive teacher feedback on homework?

School Climate





Does the school offer the types of programs your child needs?

School Climate

		Almost Never	Rarely	Sometimes	Often	Almost Always		
							Child Grade Level	
							Average	% Positive
							District Avg.	Consortium Avg.
11		100%					4.00 n=1	100.0%
							3.50 n=2	3.68 n=586

Does the school offer the types of programs your child needs?

School Climate

		Almost Never	Rarely	Sometimes	Often	Almost Always		
							Race	
							Average	% Positive
							District Avg.	Consortium Avg.
Hispanic, Latinx or Spanish Origin		100%					4.00 n=1	100.0%
							3.67 n=3	3.88 n=348
White		100%					4.00 n=1	100.0%
							3.61 n=31	3.85 n=5932

Does the school offer the types of programs your child needs?

School Climate

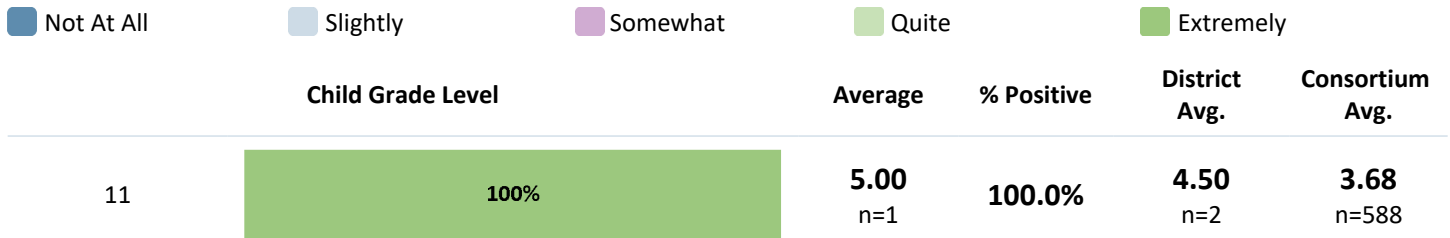
		Almost Never	Rarely	Sometimes	Often	Almost Always		
							Education Level	
							Average	% Positive
							District Avg.	Consortium Avg.
Vocational/technical or some college		100%					4.00 n=1	100.0%
							4.20 n=5	3.82 n=1517





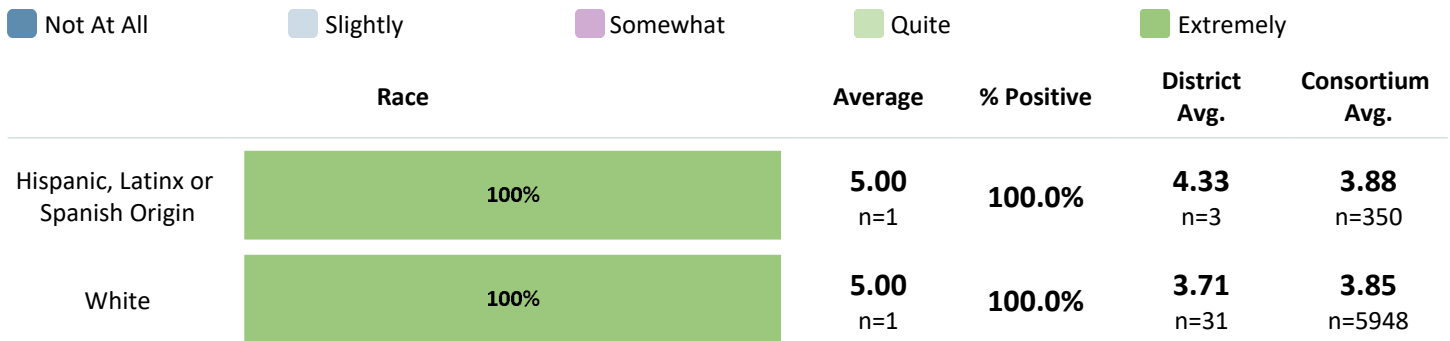
Does your child feel successful at this school?

School Climate



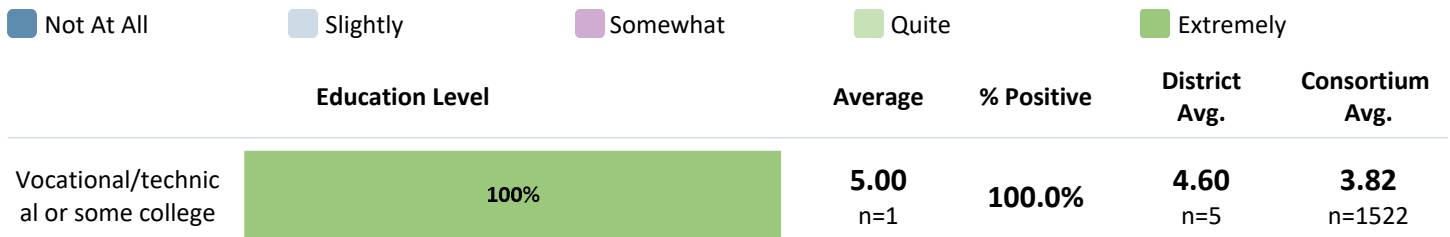
Does your child feel successful at this school?

School Climate



Does your child feel successful at this school?

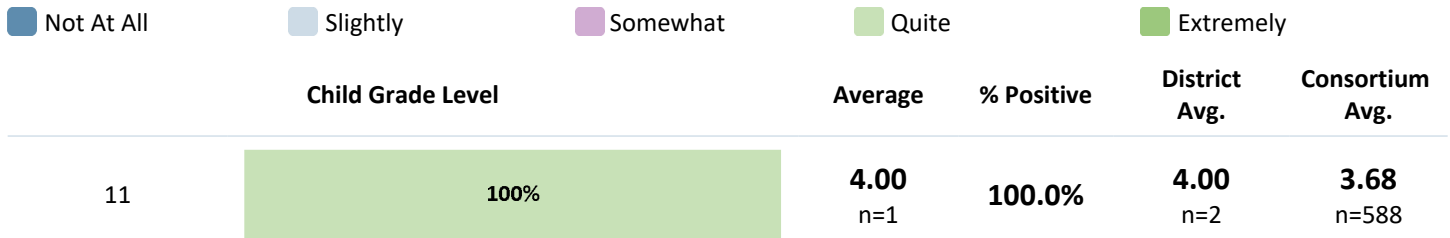
School Climate





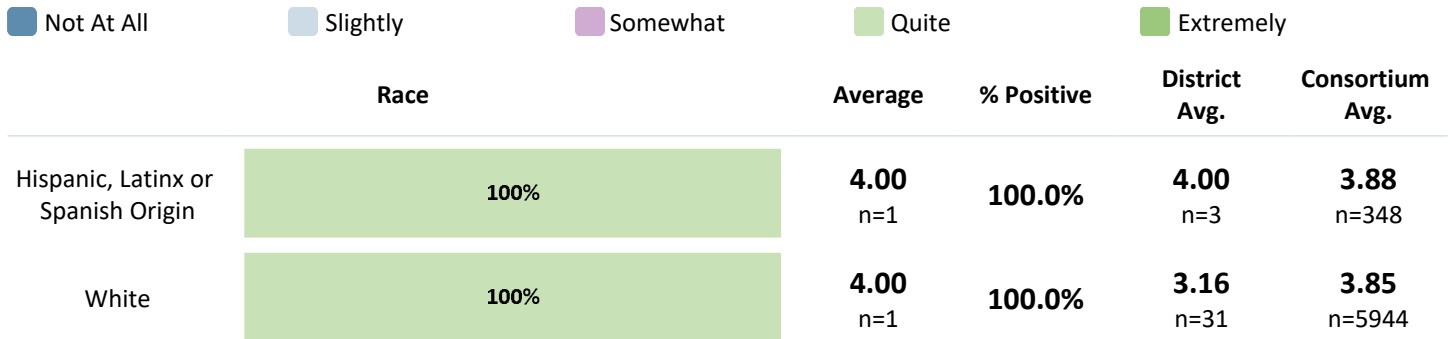
Does your child look forward to going to school?

School Climate



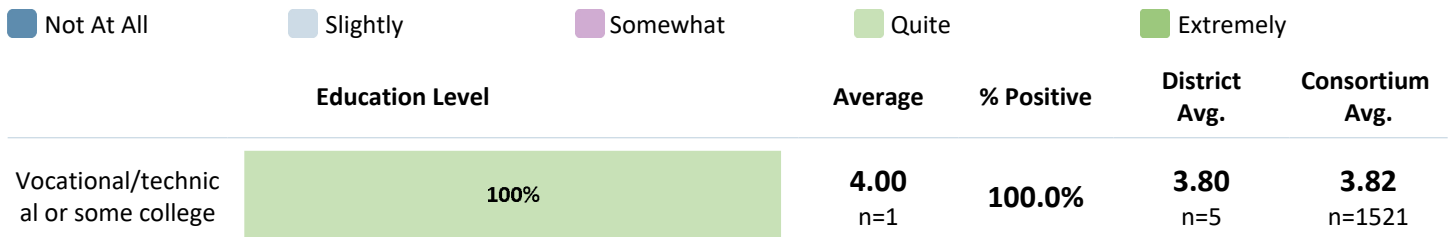
Does your child look forward to going to school?

School Climate



Does your child look forward to going to school?

School Climate





School Climate

Extremely

School Climate

Extremely

School Climate

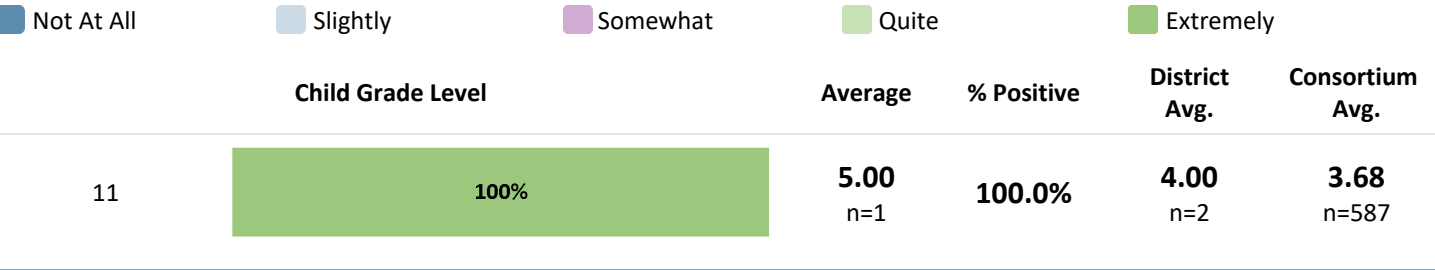
■ Extremely





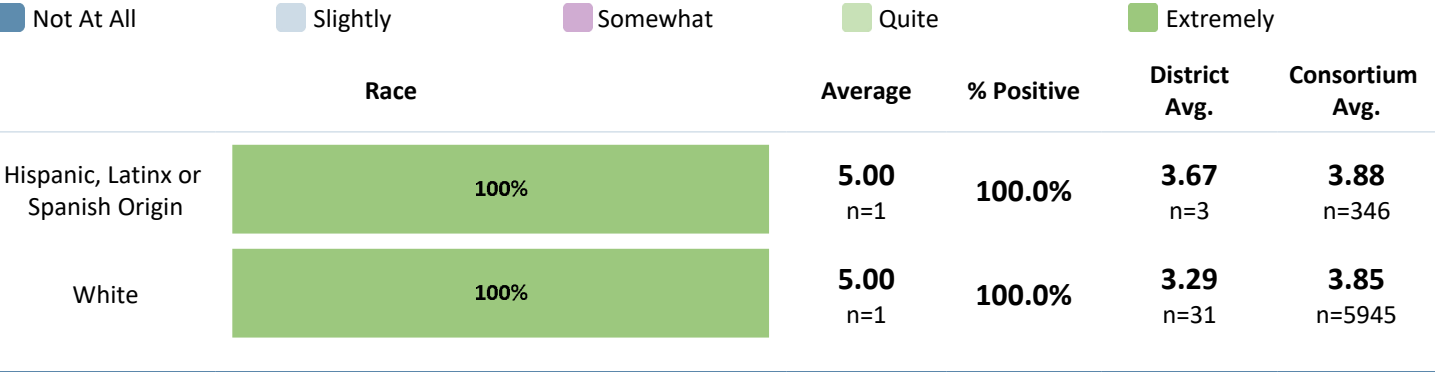
Does the school motivate your child to learn?

School Climate



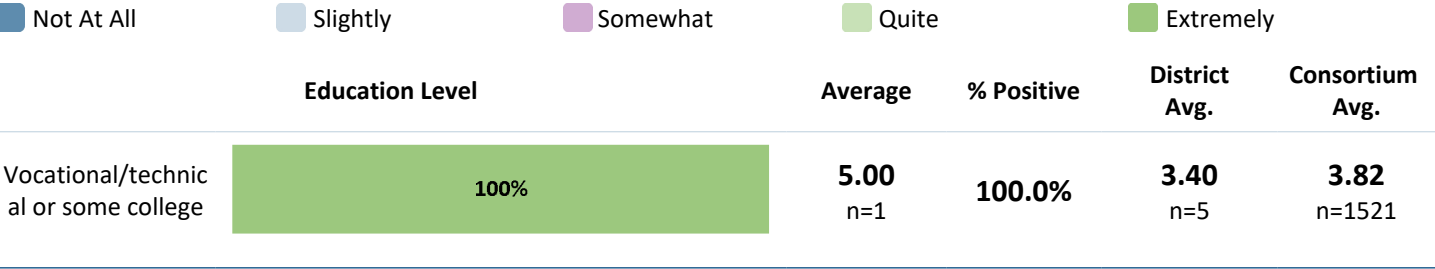
Does the school motivate your child to learn?

School Climate



Does the school motivate your child to learn?

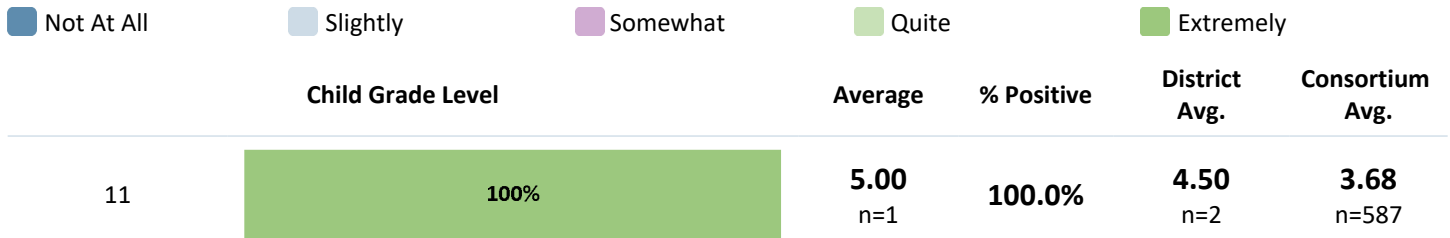
School Climate





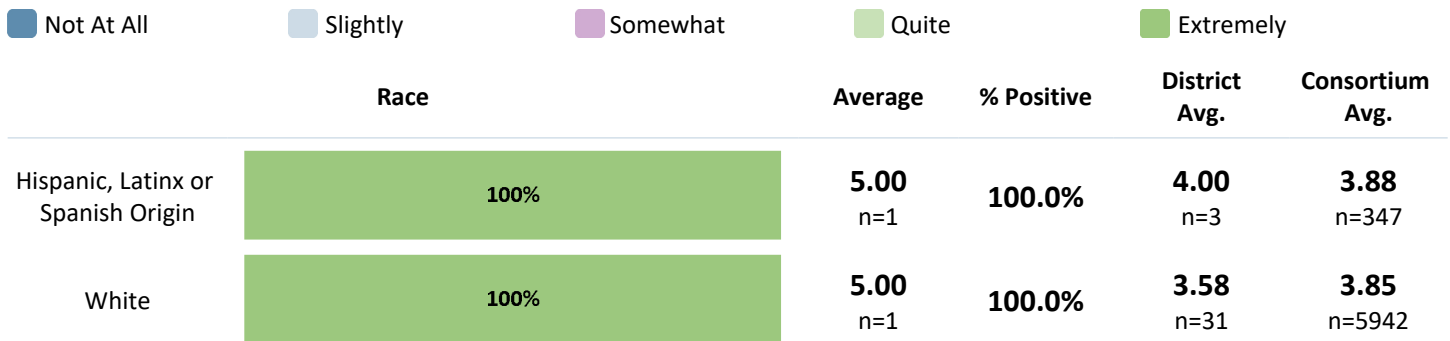
Does the school value a positive environment for students and teachers/staff?

School Climate



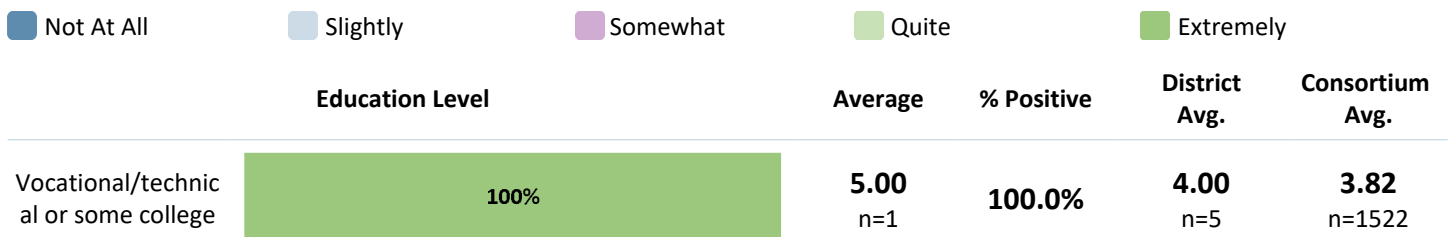
Does the school value a positive environment for students and teachers/staff?

School Climate



Does the school value a positive environment for students and teachers/staff?

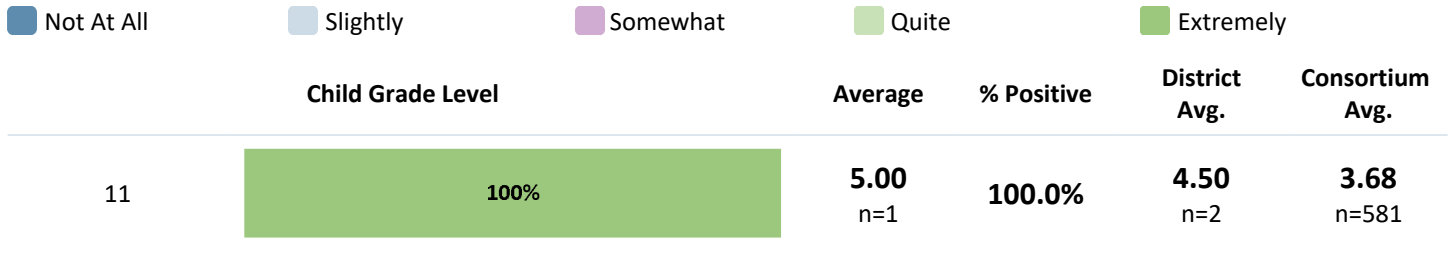
School Climate





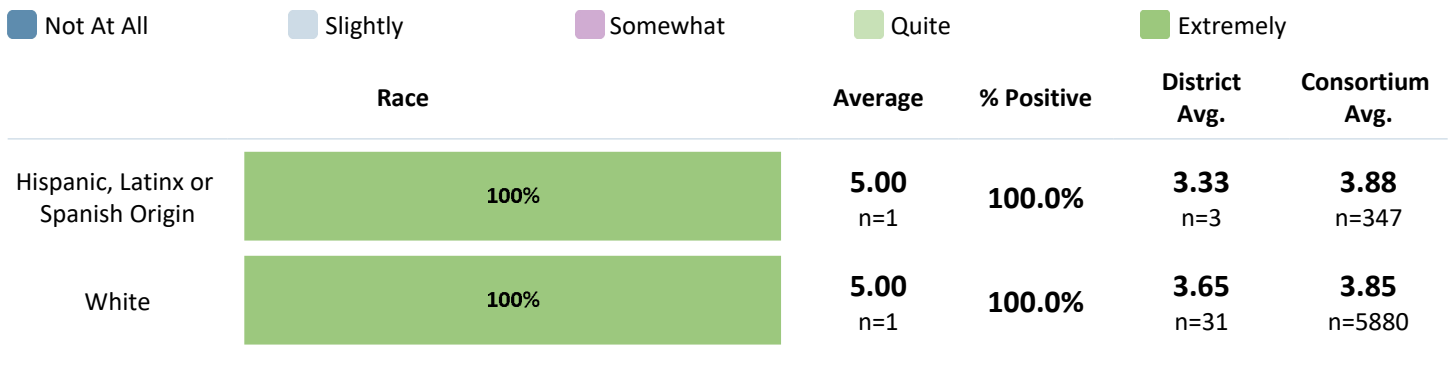
How confident are you that your child and other students at their school can have open and honest conversations with one another about different cultures, backgrounds, races/ethnicities, religions, abilities, etc.?

Belonging



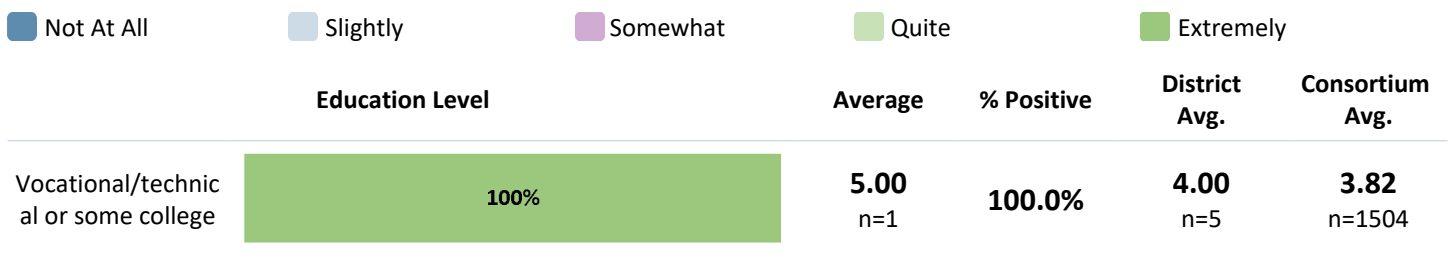
How confident are you that your child and other students at their school can have open and honest conversations with one another about different cultures, backgrounds, races/ethnicities, religions, abilities, etc.?

Belonging



How confident are you that your child and other students at their school can have open and honest conversations with one another about different cultures, backgrounds, races/ethnicities, religions, abilities, etc.?

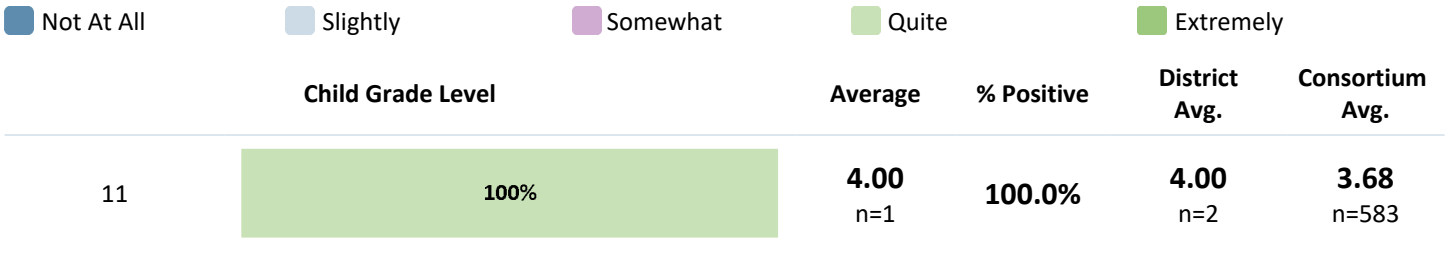
Belonging





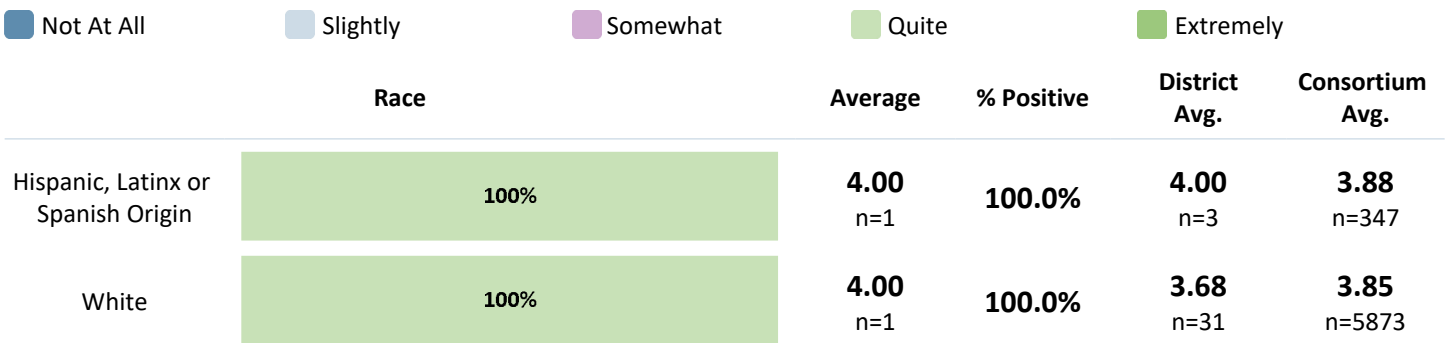
How well does your child's school prepare students to be open and respectful of diverse perspectives from different cultures, backgrounds, races/ethnicities, religions, abilities, etc.?

Belonging



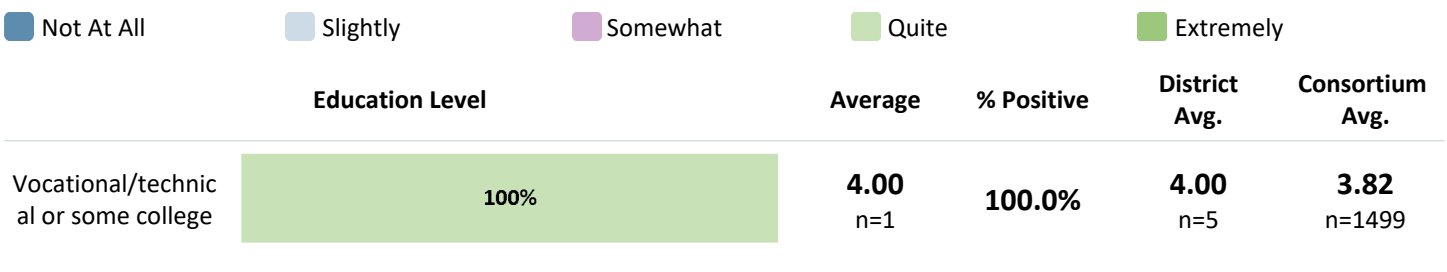
How well does your child's school prepare students to be open and respectful of diverse perspectives from different cultures, backgrounds, races/ethnicities, religions, abilities, etc.?

Belonging



How well does your child's school prepare students to be open and respectful of diverse perspectives from different cultures, backgrounds, races/ethnicities, religions, abilities, etc.?

Belonging





Do students at this school respect people from all cultures, backgrounds, races/ethnicities, religions, abilities, etc.?

Belonging

Almost Never

Rarely

Sometimes

Often

Almost Always

	Child Grade Level	Average	% Positive	District Avg.	Consortium Avg.
11	100%	5.00 n=1	100.0%	4.50 n=2	3.68 n=579

Do students at this school respect people from all cultures, backgrounds, races/ethnicities, religions, abilities, etc.?

Belonging

Almost Never

Rarely

Sometimes

Often

Almost Always

	Race	Average	% Positive	District Avg.	Consortium Avg.
Hispanic, Latinx or Spanish Origin	100%	5.00 n=1	100.0%	3.67 n=3	3.88 n=347
White	100%	5.00 n=1	100.0%	3.90 n=31	3.85 n=5855

Do students at this school respect people from all cultures, backgrounds, races/ethnicities, religions, abilities, etc.?

Belonging

Almost Never

Rarely

Sometimes

Often

Almost Always

	Education Level	Average	% Positive	District Avg.	Consortium Avg.
Vocational/technical or some college	100%	5.00 n=1	100.0%	3.80 n=5	3.82 n=1501





Do teachers/staff at this school respect people from all cultures, backgrounds, races/ethnicities, religions, abilities, etc.?

Belonging

Almost Never

Rarely

Sometimes

Often

Almost Always

Child Grade Level	Average	% Positive	District Avg.	Consortium Avg.
11	4.00 n=1	100.0%	4.00 n=2	3.68 n=578

Do teachers/staff at this school respect people from all cultures, backgrounds, races/ethnicities, religions, abilities, etc.?

Belonging

Almost Never

Rarely

Sometimes

Often

Almost Always

Race	Average	% Positive	District Avg.	Consortium Avg.
Hispanic, Latinx or Spanish Origin	4.00 n=1	100.0%	4.00 n=3	3.88 n=347
White	4.00 n=1	100.0%	4.19 n=31	3.85 n=5844

Do teachers/staff at this school respect people from all cultures, backgrounds, races/ethnicities, religions, abilities, etc.?

Belonging

Almost Never

Rarely

Sometimes

Often

Almost Always

Education Level	Average	% Positive	District Avg.	Consortium Avg.
Vocational/technical or some college	4.00 n=1	100.0%	4.00 n=5	3.82 n=1494





Do extracurricular activities at your child's school provide positive experiences for students from all cultures, backgrounds, races/ethnicities, religions, abilities, etc.?

Belonging

Almost Never

Rarely

Sometimes

Often

Almost Always

	Child Grade Level	Average	% Positive	District Avg.	Consortium Avg.
11	100%	5.00 n=1	100.0%	4.50 n=2	3.68 n=571

Do extracurricular activities at your child's school provide positive experiences for students from all cultures, backgrounds, races/ethnicities, religions, abilities, etc.?

Belonging

Almost Never

Rarely

Sometimes

Often

Almost Always

	Race	Average	% Positive	District Avg.	Consortium Avg.
Hispanic, Latinx or Spanish Origin	100%	5.00 n=1	100.0%	4.67 n=3	3.88 n=347
White	100%	5.00 n=1	100.0%	4.03 n=31	3.85 n=5830

Do extracurricular activities at your child's school provide positive experiences for students from all cultures, backgrounds, races/ethnicities, religions, abilities, etc.?

Belonging

Almost Never

Rarely

Sometimes

Often

Almost Always

	Education Level	Average	% Positive	District Avg.	Consortium Avg.
Vocational/technical or some college	100%	5.00 n=1	100.0%	4.60 n=5	3.82 n=1495





Do you believe that your child's teachers are well-prepared to educate students from all cultures, backgrounds, races/ethnicities, religions, abilities, etc.?

Belonging

Not At All

Slightly

Somewhat

Quite

Extremely

	Child Grade Level	Average	% Positive	District Avg.	Consortium Avg.
11	100%	4.00 n=1	100.0%	4.00 n=2	3.68 n=579

Do you believe that your child's teachers are well-prepared to educate students from all cultures, backgrounds, races/ethnicities, religions, abilities, etc.?

Belonging

Not At All

Slightly

Somewhat

Quite

Extremely

	Race	Average	% Positive	District Avg.	Consortium Avg.
Hispanic, Latinx or Spanish Origin	100%	4.00 n=1	100.0%	4.00 n=3	3.88 n=347
White	100%	4.00 n=1	100.0%	3.65 n=31	3.85 n=5850

Do you believe that your child's teachers are well-prepared to educate students from all cultures, backgrounds, races/ethnicities, religions, abilities, etc.?

Belonging

Not At All

Slightly

Somewhat

Quite

Extremely

	Education Level	Average	% Positive	District Avg.	Consortium Avg.
Vocational/technical or some college	100%	4.00 n=1	100.0%	3.80 n=5	3.82 n=1496





Do you believe that the school's resources are distributed fairly to meet the varied needs of students, including those from all types of backgrounds?

Belonging

	Not At All	Slightly	Somewhat	Quite	Extremely				
						Child Grade Level	Average	% Positive	District Avg. Consortium Avg.
11	100%						5.00 n=1	100.0%	4.50 n=23.68 n=578

Do you believe that the school's resources are distributed fairly to meet the varied needs of students, including those from all types of backgrounds?

Belonging

	Not At All	Slightly	Somewhat	Quite	Extremely				
						Race	Average	% Positive	District Avg. Consortium Avg.
Hispanic, Latinx or Spanish Origin	100%						5.00 n=1	100.0%	4.00 n=33.88 n=345
White	100%						5.00 n=1	100.0%	3.52 n=313.85 n=5838

Do you believe that the school's resources are distributed fairly to meet the varied needs of students, including those from all types of backgrounds?

Belonging

	Not At All	Slightly	Somewhat	Quite	Extremely				
						Education Level	Average	% Positive	District Avg. Consortium Avg.
Vocational/technical or some college	100%						5.00 n=1	100.0%	3.80 n=53.82 n=1491





Do you believe that students from all cultures, backgrounds, races/ethnicities, religions, abilities, etc. are likely to fulfill their potential and be successful at your child's school?

Belonging

Not At All

Slightly

Somewhat

Quite

Extremely

	Child Grade Level	Average	% Positive	District Avg.	Consortium Avg.
11	100%	5.00 n=1	100.0%	4.50 n=2	3.68 n=577

Do you believe that students from all cultures, backgrounds, races/ethnicities, religions, abilities, etc. are likely to fulfill their potential and be successful at your child's school?

Belonging

Not At All

Slightly

Somewhat

Quite

Extremely

	Race	Average	% Positive	District Avg.	Consortium Avg.
Hispanic, Latinx or Spanish Origin	100%	5.00 n=1	100.0%	4.00 n=3	3.88 n=346
White	100%	5.00 n=1	100.0%	3.61 n=31	3.85 n=5838

Do you believe that students from all cultures, backgrounds, races/ethnicities, religions, abilities, etc. are likely to fulfill their potential and be successful at your child's school?

Belonging

Not At All

Slightly

Somewhat

Quite

Extremely

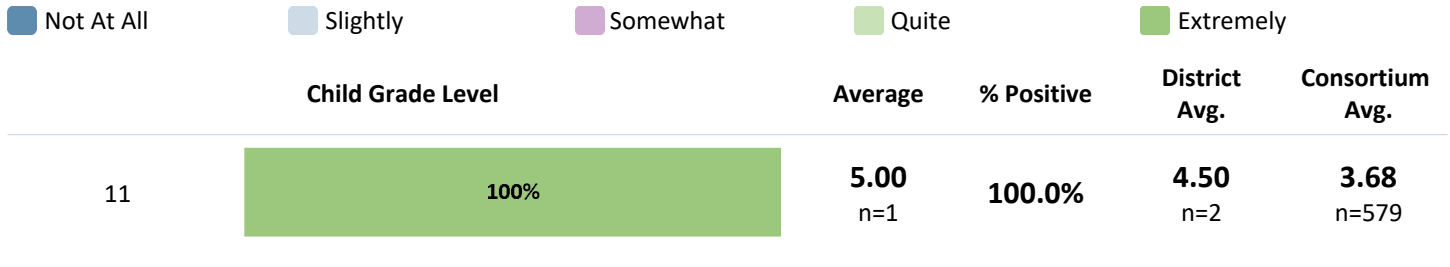
	Education Level	Average	% Positive	District Avg.	Consortium Avg.
Vocational/technical or some college	100%	5.00 n=1	100.0%	4.00 n=5	3.82 n=1497





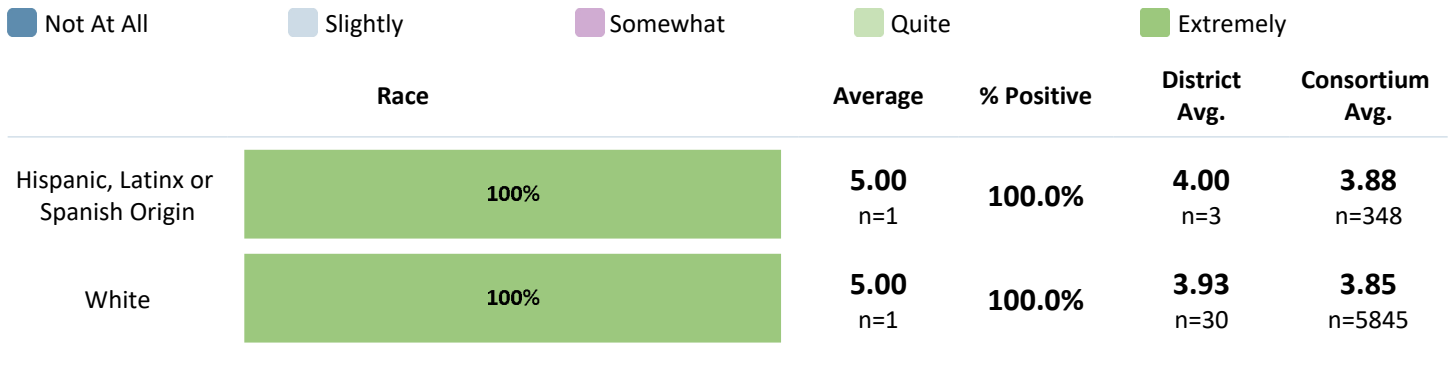
Do you believe that students from all cultures, backgrounds, races/ethnicities, religions, abilities, etc. are welcomed and included at this school?

Belonging



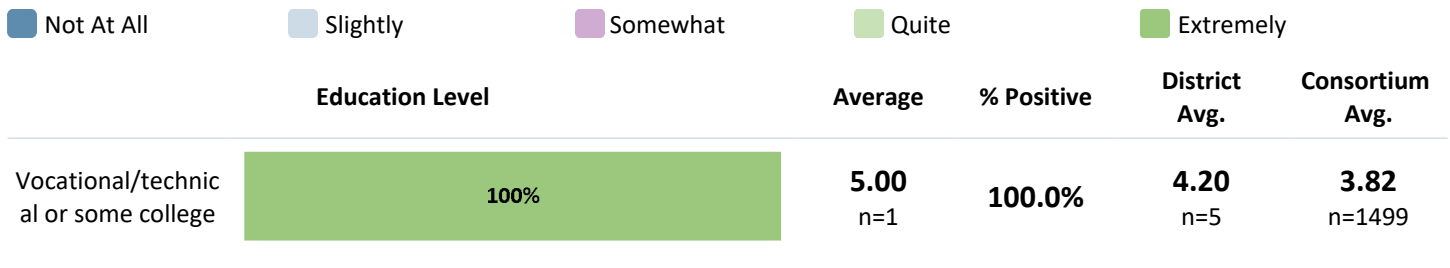
Do you believe that students from all cultures, backgrounds, races/ethnicities, religions, abilities, etc. are welcomed and included at this school?

Belonging



Do you believe that students from all cultures, backgrounds, races/ethnicities, religions, abilities, etc. are welcomed and included at this school?

Belonging





MI Student VOICE

2023-2024

Visit our Website



MIStudentVoice.org

