



**MI StudentTM
VOICE**

Parent/Guardian Perception Survey

Raising voices to drive school quality

2024-2025

Domain: School Level



**Phoenix Alternative High
School**





Table of Contents


Opening Letter

Understanding the Survey

  **Parent/Guardian Satisfaction** 

  **Parent/Guardian Involvement** 

  **Student Engagement & Connection** 

  **Belonging** 





We are excited to share with you the results of the *MI Student Voice Parent/Guardian Perception Survey* that was recently administered in your district. The purpose of the survey is to create a holistic view of the student experience based on feedback from parents and guardians in the domains of parent/guardian satisfaction, parent/guardian involvement, student engagement and connection, and belonging.

This final report provides a breakdown of results across your district administration selection, as well as a comprehensive aggregate report for comparison purposes.

We thank you for your partnership and shared belief that not only does student voice matter, but the voices of parents and guardians in the district as well. Students who are engaged, feel a connection and belonging in school and have social-emotional needs that are being met, is crucial to creating a supportive school culture that promotes academic success and overall wellbeing.

Our team looks forward to working with you to elevate your community's voices to support the success and well-being of students across the state.





Understanding the Survey

Domains

The MI Student Voice Parent/Guardian Perception Survey consists of four domains: Parent/Guardian Satisfaction, Parent/Guardian Involvement, Student Engagement & Connection, and Belonging.

The Domain-level report shows an overview of domain responses disaggregated by the child's grade, the parent or guardian's race/ethnicity, and their education level.

The Question-level report breaks down each domain into their individual questions. Responses are then disaggregated by the child's grade, the parent or guardian's race/ethnicity, and their education level.

Scale

Parents/Guardians answered questions using two different scales: Frequency Scale and Perception Scale.

A frequency scale measures the rate at which something occurs. The five-point scale is associated with a numerical value in order to find the average response to each question and domain. The higher the average, the better the parent/guardian experience.

- | | | |
|------------------|-------------------|---------------|
| (1) Almost Never | (2) Rarely | (3) Sometimes |
| (4) Often | (5) Almost Always | |

A perception scale measures how a parent/guardian feels about a subject. The five-point scale is associated with a numerical value in order to find the average response to each question and domain. The higher the average, the better the parent/guardian experience.

- | | | |
|----------------|---------------|--------------|
| (1) Not At All | (2) Slightly | (3) Somewhat |
| (4) Quite | (5) Extremely | |





Next to each bar chart are several key insights.

- **Average:** The mean of responses for the school/district is calculated by adding all parent/guardian responses for the question/domain and dividing by the total number of respondents (n).
- **District Avg.:** The mean of responses for the entire district is calculated by adding all parent/guardian responses in the district and dividing by the total number of respondents in the district (n).
- **% Positive:** The percent of positive responses (any parent/guardian who answered 4 or 5) are added together.





Parent/Guardian Satisfaction

Not At All Slightly Somewhat Quite Extremely

All Parents/Guardians				Average	District Avg.	2024-25 % Positive
All Parents/Guardians	7%	7%	20%	67%	4.47 n=1	3.53 n=18 86.7%

Parent/Guardian Satisfaction

Not At All Slightly Somewhat Quite Extremely

Child Grade Level				Average	District Avg.	2024-25 % Positive
12	7%	7%	20%	67%	4.47 n=1	4.73 n=2 86.7%

Parent/Guardian Satisfaction

Not At All Slightly Somewhat Quite Extremely

Race				Average	District Avg.	2024-25 % Positive
Prefer not to answer	7%	7%	20%	67%	4.47 n=1	3.17 n=5 86.7%

Parent/Guardian Satisfaction

Not At All Slightly Somewhat Quite Extremely

Education Level				Average	District Avg.	2024-25 % Positive
Vocational/technical or some college	7%	7%	20%	67%	4.47 n=1	3.75 n=5 86.7%





Parent/Guardian Involvement

Almost Never Rarely Sometimes Often Almost Always

	All Parents/Guardians			Average	District Avg.	2024-25 % Positive
All Parents/Guardians	33%	33%	33%	4.00 n=1	4.46 n=18	66.7%

Parent/Guardian Involvement

Almost Never Rarely Sometimes Often Almost Always

	Child Grade Level			Average	District Avg.	2024-25 % Positive
12	33%	33%	33%	4.00 n=1	4.50 n=2	66.7%

Parent/Guardian Involvement

Almost Never Rarely Sometimes Often Almost Always

	Race			Average	District Avg.	2024-25 % Positive
Prefer not to answer	33%	33%	33%	4.00 n=1	4.27 n=5	66.7%

Parent/Guardian Involvement

Almost Never Rarely Sometimes Often Almost Always

	Education Level			Average	District Avg.	2024-25 % Positive
Vocational/technical or some college	33%	33%	33%	4.00 n=1	4.27 n=5	66.7%





Student Engagement & Connection

Not At All Slightly Somewhat Quite Extremely

All Parents/Guardians	Average		District Avg.	2024-25 % Positive
All Parents/Guardians	57%	43%	4.43 n=1	3.40 n=18 100.0%

Student Engagement & Connection

Not At All Slightly Somewhat Quite Extremely

Child Grade Level	Average		District Avg.	2024-25 % Positive
12	57%	43%	4.43 n=1	4.64 n=2 100.0%

Student Engagement & Connection

Not At All Slightly Somewhat Quite Extremely

Race	Average		District Avg.	2024-25 % Positive
Prefer not to answer	57%	43%	4.43 n=1	3.37 n=5 100.0%

Student Engagement & Connection

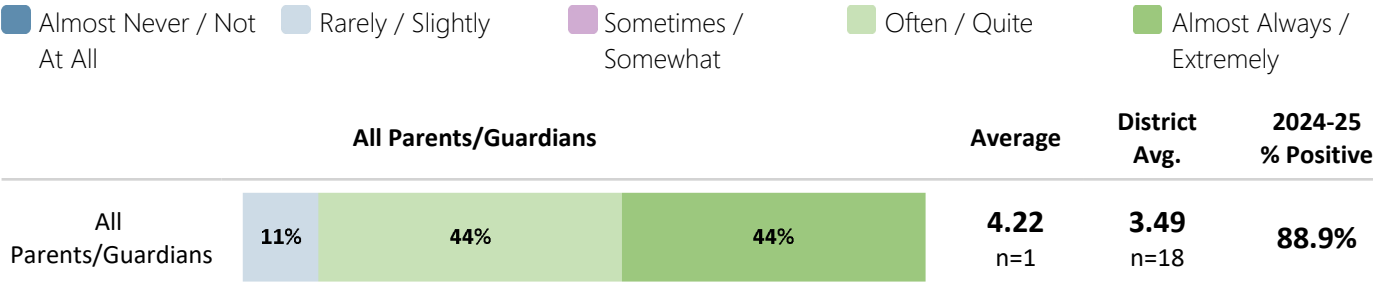
Not At All Slightly Somewhat Quite Extremely

Education Level	Average		District Avg.	2024-25 % Positive
Vocational/technical or some college	57%	43%	4.43 n=1	3.54 n=5 100.0%

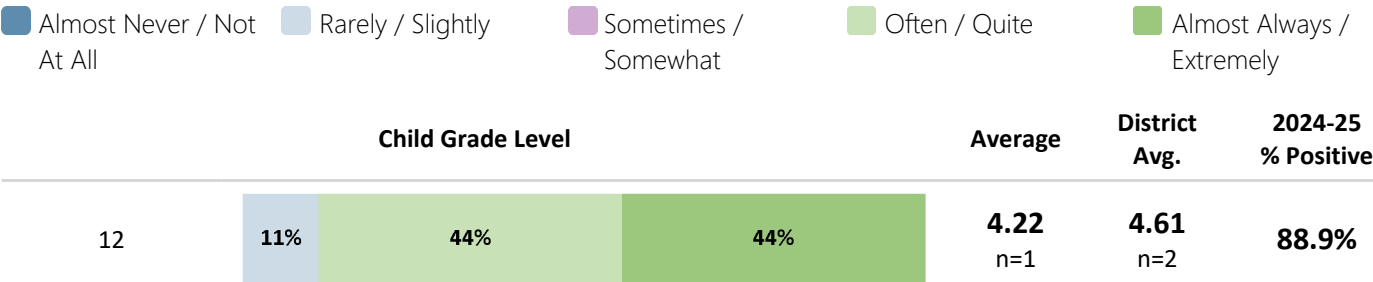




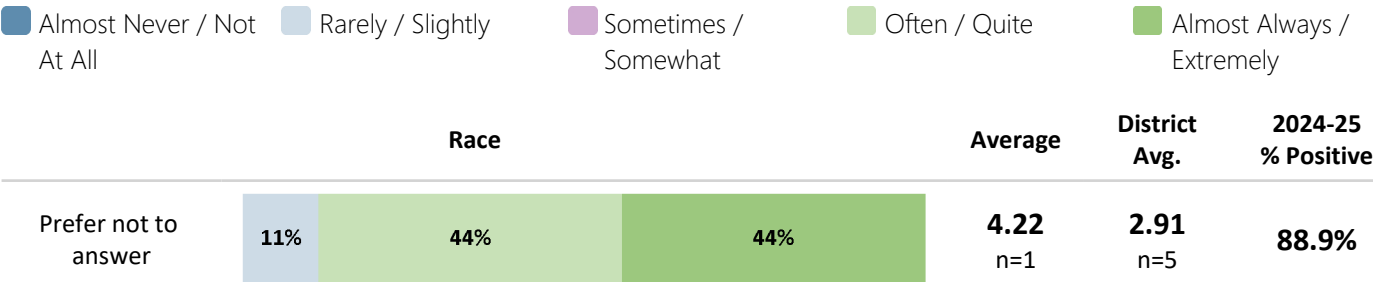
Belonging



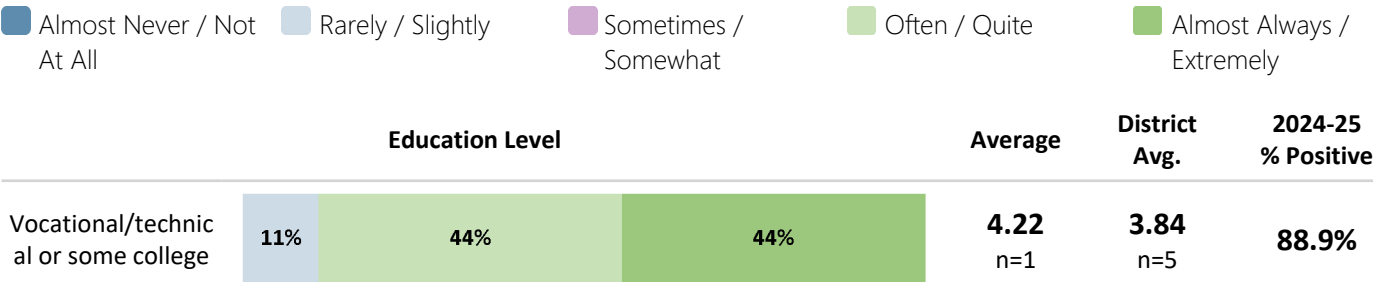
Belonging



Belonging



Belonging





MI Student **VOICE**

2024-2025

Visit our Website



MIStudentVoice.org

